

For Research Use Only

FcZero-rAb® PerCP-Cyanine5.5 Anti-Human CD20 (2H7) Rabbit Recombinant Antibody

Catalog Number:CPY5-FcA65575



Basic Information

Catalog Number:

CPY5-FcA65575

Concentration:

100tests, 5 ul/test

Source:

Rabbit

Isotype:

IgG

GenBank Accession Number:

BC002807

GeneID (NCBI):

931

UNIPROT ID:

P11836-1

Full Name:

membrane-spanning 4-domains, subfamily A, member 1

Calculated MW:

297 aa, 33 kDa

Purification Method:

Protein A purification

CloneNo.:

2H7

Recommended Dilutions:

FC: 5 ul per 10⁶ cells in a 100 µl suspension

Excitation/Emission maxima wavelengths:

482 nm / 690nm

Applications

Tested Applications:

FC

Species Specificity:

human, monkey, non-human primates

Positive Controls:

FC : human PBMCs,

Background Information

CD20 is a 33-37 kDa transmembrane phosphoprotein belonging to the membrane-spanning 4A family (PMID: 3260267; 16785532). CD20 is a B-lymphocyte surface molecule that is widely expressed during B-cell ontogeny, from early pre-B-cell developmental stages until final differentiation into plasma cells (PMID: 7524522). CD20 functions as calcium-permeable cation channel (PMID: 7684739). It is involved in the regulation of B-cell activation, proliferation and differentiation (PMID: 7524522).

Storage

Storage:

Store at 2-8°C. Avoid exposure to light. Stable for one year after shipment.

Storage Buffer:

PBS with 0.09% sodium azide and 0.5% BSA, pH7.3

For technical support and original validation data for this product please contact:

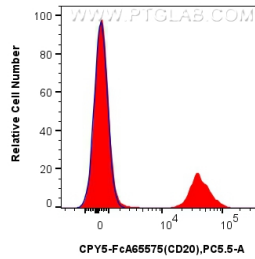
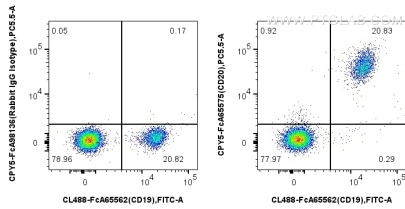
T: 4006900926

E: Proteintech-CN@ptglab.com


W: ptgcn.com

This product is exclusively available under Proteintech Group brand and is not available to purchase from any other manufacturer.

Selected Validation Data



1×10^6 human PBMCs were surface stained with FcZero-rAb™ CoraLite® Plus 488 Anti-Human CD19 (4G7), and 5 ul PerCP-Cyanine5.5 Anti-Human CD20 (2H7) Rabbit IgG RecAb (CPY5-FcA65575, Clone:2H7) or FcZero-rAb™ PerCP-Cyanine5.5 Rabbit IgG Isotype Control Recombinant Antibody (CPY5-FcA98136, Clone: 240953C9). Cells were incubated with MonoZero™ Monocytes blocking Reagent (PF00020) prior to staining. Cells were not fixed. Lymphocytes were



1×10^6 human PBMCs were surface stained with 5 ul PerCP-Cyanine5.5 Anti-Human CD20 (2H7) Rabbit IgG RecAb (CPY5-FcA65575, Clone:2H7) (red) or FcZero-rAb™ PerCP-Cyanine5.5 Rabbit IgG Isotype Control Recombinant Antibody (CPY5-FcA98136, Clone: 240953C9) (blue). Cells were incubated with MonoZero™ Monocytes blocking Reagent (PF00020) prior to staining. Cells were not fixed. Lymphocytes were gated.