

For Research Use Only

MultiPro™ 5CFLX Anti-Human CD13 (WM15)



Catalog Number: G65186-1-5C

Basic Information

Catalog Number: G65186-1-5C	GenBank Accession Number: BC058928	CloneNo.: WM15
Size: 500ug/mL	GeneID (NCBI): 290	Conjugate: 5CFLX
Source: Mouse	ENSEMBL Gene ID: ENSG00000166825	Full Oligo Sequence: CGGAGATGTGTATAAGACAGTTAA TGAGTAGAGCGCCCATATAAGAAA
Isotype: IgG1, kappa	UNIPROT ID: P15144	Barcode Sequence: TTAATGAGTAGAGCG
	Full Name: MultiPro™ 5CFLX Anti-Human CD13 (WM15)	

Applications

Tested Applications:
Single Cell (Intra), Single Cell

Species Specificity:
Human

Background Information

CD13, also named as APN, ANPEP (aminopeptidase N) or PEPN, is belongs to the peptidase M1 family. CD13 is a heavily glycosylated, ~150-240 kDa, type-II membrane, expressed by most cells of myeloid origin including monocytes, macrophages, granulocytes, and their hematopoietic precursors. It is also abundantly expressed in the brush border of epithelial cells from renal proximal tubules and small intestine, in prostatic epithelial cells, in bile duct canaliculi, in mast cells, and, in some cases, in fibroblasts and smooth muscle cells. CD13 is a multifunctional protein and plays varying roles in cell migration, cell proliferation, cell differentiation and so on. CD13 participates in angiogenesis generating and modulating angiogenic signals, and can be a marker of angiogenic vessels. CD13 is also a pan-myeloid marker, present on mature granulocytes and monocytes. (PMID: 8805662, 10098327, 18603472, 18097955, 17897790, 17888402, 21339174)

Storage

Storage:
2-8°C

Storage Buffer:
PBS with 1mM EDTA and 0.09% sodium azide

For technical support and original validation data for this product please contact:

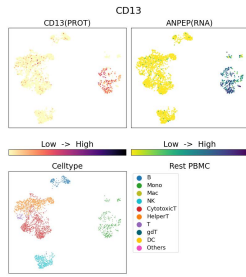
T: 4006900926

E: Proteintech-CN@ptglab.com

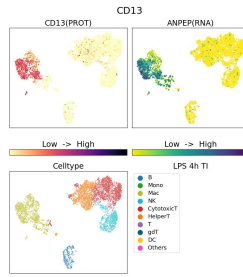
W: ptgcn.com

This product is exclusively available under Proteintech Group brand and is not available to purchase from any other manufacturer.

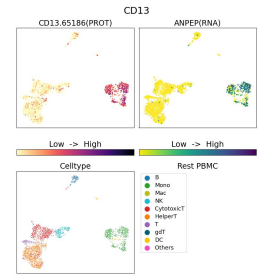
Selected Validation Data



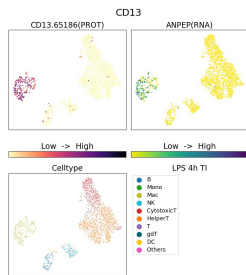
G65186-1-5C was used to stain Resting PBMC and analyzed with 10x Genomics Gene Expression Flex with Feature Barcodes and Multiplexing kit with Fix-Stain protocol.



G65186-1-5C was used to stain PBMC under 4hr LPS + TI treatment and analyzed with 10x Genomics Gene Expression Flex with Feature Barcodes and Multiplexing kit with Fix-Stain protocol.



G65186-1-5C was used to stain Resting PBMC and analyzed with 10x Genomics Gene Expression Flex with Feature Barcodes and Multiplexing kit with Stain-Fix protocol.



G65186-1-5C was used to stain PBMC under 4hr LPS + TI treatment and analyzed with 10x Genomics Gene Expression Flex with Feature Barcodes and Multiplexing kit with Stain-Fix protocol.