

For Research Use Only

MultiPro™ 5CFLX Anti-Human CD11a (TS2/4)



Catalog Number: G65194-1-5C

Basic Information

Catalog Number:

G65194-1-5C

Size:

500ug/mL

Source:

Mouse

Isotype:

IgG1, kappa

GenBank Accession Number:

BC008777

GeneID (NCBI):

3683

ENSEMBL Gene ID:

ENSG00000005844

UNIPROT ID:

P20701

Full Name:

MultiPro™ 5CFLX Anti-Human CD11a
(TS2/4)

CloneNo.:

TS2/4

Conjugate:

5CFLX

Full Oligo Sequence:

CGGAGATGTGTATAAGACAGCCAC
TAGATGCTTGCCCATATAAGAAA

Barcode Sequence:

CCACTAGATGCTTGG

Applications

Tested Applications:

Single Cell (Intra), Single Cell

Species Specificity:

Human

Background Information

CD11a, also known as integrin α L or LFA-1 α , is a 170-180 kDa transmembrane glycoprotein that forms a heterodimer with CD18 (PMID: 7027264; 1672643). CD11a/CD18 (LFA-1) is expressed by all leukocytes and mediates cell adhesion through interactions with its ligands, intercellular adhesion molecule 1 (ICAM-1), ICAM-2, and ICAM-3 (PMID: 7479767). CD11a/CD18 also functions in lymphocyte costimulatory signaling (PMID: 1972160).

Storage

Storage:

2-8°C

Storage Buffer:

PBS with 1mM EDTA and 0.09% sodium azide

For technical support and original validation data for this product please contact:

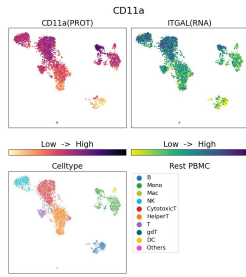
T: 4006900926

E: Proteintech-CN@ptglab.com

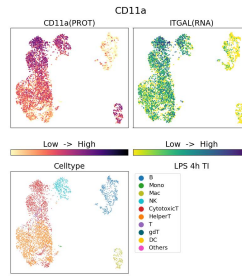
W: ptgcn.com

This product is exclusively available under Proteintech Group brand and is not available to purchase from any other manufacturer.

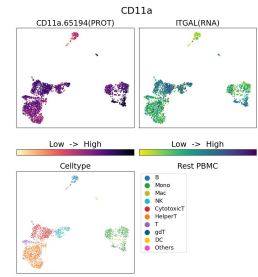
Selected Validation Data



G65194-1-5C was used to stain Resting PBMC and analyzed with 10x Genomics Gene Expression Flex with Feature Barcodes and Multiplexing kit with Fix-Stain protocol.



G65194-1-5C was used to stain PBMC under 4hr LPS + TI treatment and analyzed with 10x Genomics Gene Expression Flex with Feature Barcodes and Multiplexing kit with Fix-Stain protocol.



G65194-1-5C was used to stain Resting PBMC and analyzed with 10x Genomics Gene Expression Flex with Feature Barcodes and Multiplexing kit with Stain-Fix protocol.