

For Research Use Only.
Not For Use In Diagnostics.

Streptavidin-HRP Conjugate

Catalog Number: HRP-PF00030



www.ptglab.com

Information

Catalog Number:

HRP-PF00030

Host:

Applications:

ELISA, WB, IHC

Reactivity:

Physical State:

Liquid

Conjugation:

HRP

Recommended Dilutions

1:1000 for western blotting;
1:100 for immunohistochemistry;
1:1000 for ELISA.

Storage

Storage:

2-8°C for one year.

Storage Buffer:

PBS with 0.1% Proclin 300, pH 7.4.

Aliquoting is unnecessary for -20°C storage

Purity

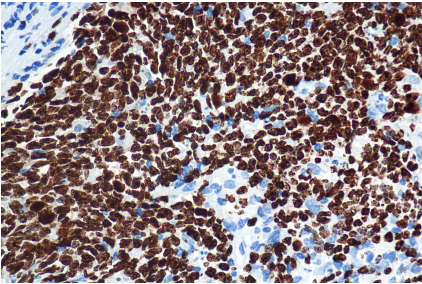
For technical support and original validation data for this product please contact:

T: 4006900926

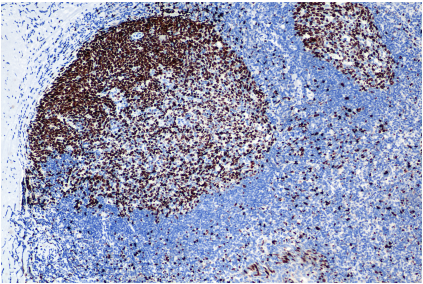
E: Proteintech-CN@ptglab.com W: ptgcn.com

This product is exclusively available under Proteintech Group brand and is not available to purchase from any other manufacturer.

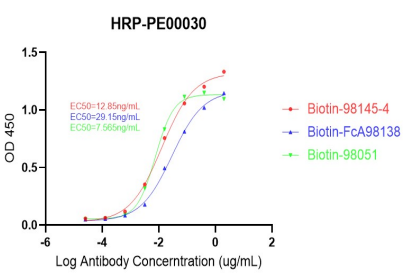
Selected Validation Data



Immunohistochemical analysis of paraffin-embedded mouse heart tissue slide using HRP-PF00030 (HRP Streptavidin) at dilution of 1:500 (under 40X lens). Heat mediated antigen retrieval with Tris-EDTA buffer (pH 9.0). 一抗用的Biotin-conjugated Ki-67 Recombinant monoclonal antibody (批次: 21024638)



Immunohistochemical analysis of paraffin-embedded mouse heart tissue slide using HRP-PF00030 (HRP Streptavidin) at dilution of 1:500 (under 20X lens). Heat mediated antigen retrieval with Tris-EDTA buffer (pH 9.0). 一抗用的Biotin-conjugated Ki-67 Recombinant monoclonal antibody (批次: 21024638)



The antibodies (Biotin-98145-4、Biotin-FcA98138、Biotin-98051) were diluted 5-fold from an initial concentration of 2 ug/mL over 8 points on the plate that had been coated with the antigen. The plate was incubated at 37°C for 1 hour, wash the plate three times. For the detection, HRP-PE00030: lot#21026977 was used at 1/2000 dilution (100 uL/well), followed by incubation for 1h at 37°C.