

IHC*easy* Nectin-2/PVRL2 Ready-To-Use IHC Kit

Catalog Number: **KHC0114**

General Information

Sample type:
FFPE tissue
Cited sample type:
Reactivity:
Human
Cited Reactivity:

Assay type:
Immunohistochemistry
Primary antibody type:
Rabbit Polyclonal
Secondary antibody type:
Polymer-HRP-Goat anti-Rabbit

Kit Component

Component	Size	Concentration
Antigen Retrieval Buffer	100 mL	50×
Washing Buffer	100 mL ×2	20×
Blocking Buffer	5 mL	RTU
Primary Antibody	5 mL	RTU
Secondary Antibody	5 mL	RTU
Chromogen Component A	0.2 mL	RTU
Chromogen Component B	4 mL	RTU
Signal Enhancer	5 mL	RTU
Counter Staining Reagent	5 mL	RTU
Mounting Media	5 mL	RTU
Control Slide	1 slide (Optional)	FFPE
Datasheet	1 Copy	
Manual	1 Copy	

Storage Instructions

All the reagents are stored at 2-8°C. The kit is stable for 6 months from the date of receipt.

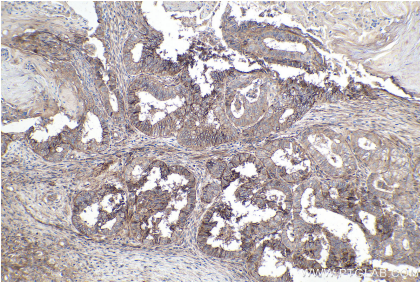
Background

Nectin 2, also named as PVRL2, CD112, HVEB, PRR2 and PVRR2, is an adhesion molecule widely expressed in cell lines of different lineages, including hematopoietic, neuronal, endothelial and epithelial cells. CD112 belongs to a new family of immunoglobulin-like molecules that includes four members (CD111, CD112, PRR3 and CD155) sharing an ectodomain made of three Ig domains, of V, C, C types. CD112 is expressed in the myelo-monocytic and megakaryocytic hematopoietic lineages and the function in hematopoiesis is currently unknown. CD112 is an intercellular homophilic adhesion. CD112 localizes specifically at adherens junctions via its cytoplasmic interaction with the scaffold F-actin binding protein afadin. Disruption of the murine CD112 gene leads to infertility of male mice with morphologically aberrant spermatozoa. CD112 mediates entry of some alpha herpesvirus mutants (also named HveB) via its V domain. CD112 is involved in cell to cell spreading of viruses.

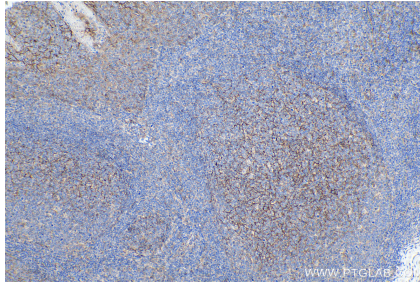
Synonyms

CD112, Herpes virus entry mediator B, Herpesvirus entry mediator B, HVEB, Nectin-2, PRR2, PVRL2, PVRR2

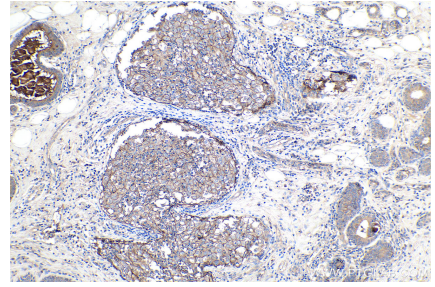
Selected Validation Data



Immunohistochemical analysis of paraffin-embedded human ovary tumor tissue slide using KHC0114 (Nectin-2/PVRL2 IHC Kit).



Immunohistochemical analysis of paraffin-embedded human tonsillitis tissue slide using KHC0114 (Nectin-2/PVRL2 IHC Kit).



Immunohistochemical analysis of paraffin-embedded human breast cancer tissue slide using KHC0114 (Nectin-2/PVRL2 IHC Kit).