

IHC*easy* ALKBH5 Ready-To-Use IHC Kit

Catalog Number: **KHC0154**

General Information

Sample type:
FFPE tissue

Cited sample type:

Reactivity:
Human, Mouse, Rat

Cited Reactivity:

Assay type:
Immunohistochemistry

Primary antibody type:
Mouse Monoclonal

Secondary antibody type:
Polymer-HRP-Goat anti-Mouse

Kit Component

Component	Size	Concentration
Antigen Retrieval Buffer	100 mL	50×
Washing Buffer	100 mL ×2	20×
Blocking Buffer	5 mL	RTU
Primary Antibody	5 mL	RTU
Secondary Antibody	5 mL	RTU
Chromogen Component A	0.2 mL	RTU
Chromogen Component B	4 mL	RTU
Signal Enhancer	5 mL	RTU
Counter Staining Reagent	5 mL	RTU
Mounting Media	5 mL	RTU
Control Slide	1 slide (Optional)	FFPE
Datasheet	1 Copy	
Manual	1 Copy	

Storage Instructions

All the reagents are stored at 2-8°C. The kit is stable for 6 months from the date of receipt.

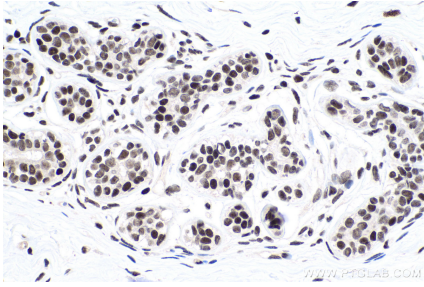
Background

ALKBH5, also named as ABH5 and OFOX1, is a Dioxygenase that demethylates RNA by oxidative demethylation. It is a mammalian demethylase that oxidatively reverses m6A in mRNA in vitro and in vivo. ALKBH5 is also required for spermatogenesis.

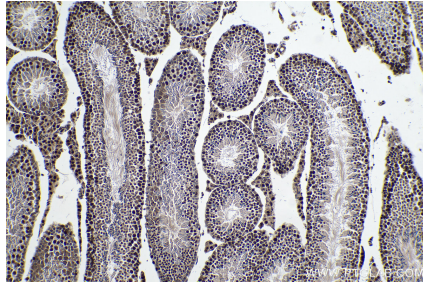
Synonyms

ABH5, ALKBH5, FLJ20308, OFOX1, OFOX1

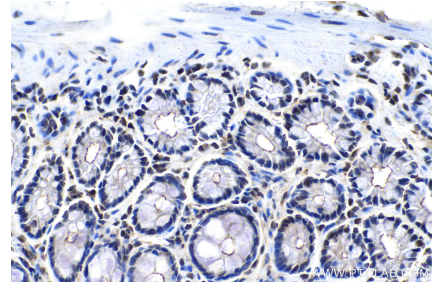
Selected Validation Data



Immunohistochemical analysis of paraffin-embedded human breast cancer tissue slide using KHC0154 (ALKBH5 IHC Kit).



Immunohistochemical analysis of paraffin-embedded mouse testis tissue slide using KHC0154 (ALKBH5 IHC Kit).



Immunohistochemical analysis of paraffin-embedded rat colon tissue slide using KHC0154 (ALKBH5 IHC Kit).