

# IHC*easy* HNRNPC Ready-To-Use IHC Kit

Catalog Number: **KHC0164**

## General Information

**Sample type:**  
FFPE tissue

**Cited sample type:**

**Reactivity:**  
Human, Mouse, Rat

**Cited Reactivity:**

**Assay type:**  
Immunohistochemistry

**Primary antibody type:**  
Rabbit Polyclonal

**Secondary antibody type:**  
Polymer-HRP-Goat anti-Rabbit

## Kit Component

Component	Size	Concentration
Antigen Retrieval Buffer	100 mL	50×
Washing Buffer	100 mL ×2	20×
Blocking Buffer	5 mL	RTU
Primary Antibody	5 mL	RTU
Secondary Antibody	5 mL	RTU
Chromogen Component A	0.2 mL	RTU
Chromogen Component B	4 mL	RTU
Signal Enhancer	5 mL	RTU
Counter Staining Reagent	5 mL	RTU
Mounting Media	5 mL	RTU
Control Slide	1 slide (Optional)	FFPE
Datasheet	1 Copy	
Manual	1 Copy	

## Storage Instructions

All the reagents are stored at 2-8°C. The kit is stable for 6 months from the date of receipt.

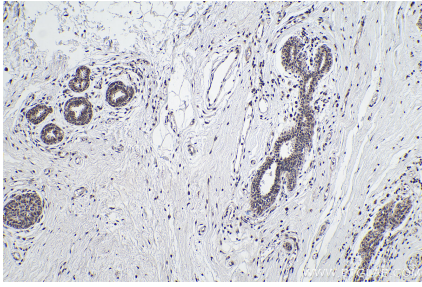
## Background

HNRNPC, also named as Heterogeneous nuclear ribonucleoproteins C1/C2, is a 306 amino acid protein, which contains 1 RRM (RNA recognition motif) domain and belongs to the RRM HNRPC family. HNRNPC localizes in the nucleus. It binds pre-mRNA and nucleates the assembly of 40S hnRNP particles. HNRNPC may play a role in the early steps of spliceosome assembly and pre-mRNA splicing. HNRNPC can act as a tetramer and is involved in the assembly of 40S hnRNP particles and plays a role with CSDE1 in internal initiation of translation during mitosis.

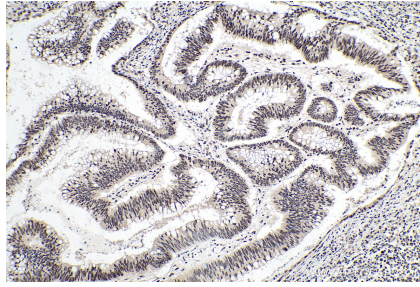
## Synonyms

C1, C2, HNRNP, hnRNP C1/C2, HNRNPC, HNRPC, SNRPC

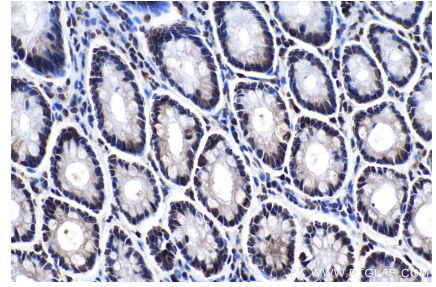
## Selected Validation Data



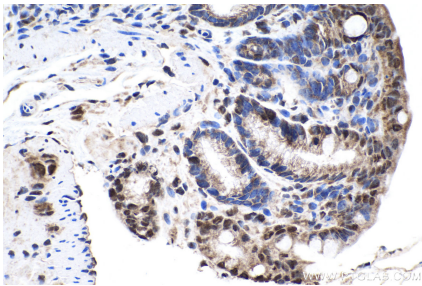
Immunohistochemical analysis of paraffin-embedded human breast cancer tissue slide using KHC0164 (HNRNPC IHC Kit).



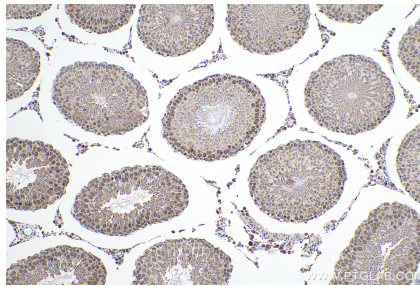
Immunohistochemical analysis of paraffin-embedded human colon cancer tissue slide using KHC0164 (HNRNPC IHC Kit).



Immunohistochemical analysis of paraffin-embedded rat colon tissue slide using KHC0164 (HNRNPC IHC Kit).



Immunohistochemical analysis of paraffin-embedded mouse colon tissue slide using KHC0164 (HNRNPC IHC Kit).



Immunohistochemical analysis of paraffin-embedded rat testis tissue slide using KHC0164 (HNRNPC IHC Kit).