

IHC*easy* ADAR1 Ready-To-Use IHC Kit

Catalog Number: **KHC0183**

General Information

Sample type:
FFPE tissue

Cited sample type:

Reactivity:
Human, Mouse, Rat

Cited Reactivity:

Assay type:
Immunohistochemistry

Primary antibody type:
Rabbit Polyclonal

Secondary antibody type:
Polymer-HRP-Goat anti-Rabbit

Kit Component

Component	Size	Concentration
Antigen Retrieval Buffer	100 mL	50×
Washing Buffer	100 mL ×2	20×
Blocking Buffer	5 mL	RTU
Primary Antibody	5 mL	RTU
Secondary Antibody	5 mL	RTU
Chromogen Component A	0.2 mL	RTU
Chromogen Component B	4 mL	RTU
Signal Enhancer	5 mL	RTU
Counter Staining Reagent	5 mL	RTU
Mounting Media	5 mL	RTU
Control Slide	1 slide (Optional)	FFPE
Datasheet	1 Copy	
Manual	1 Copy	

Storage Instructions

All the reagents are stored at 2-8°C. The kit is stable for 6 months from the date of receipt.

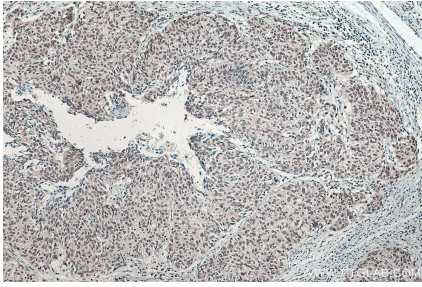
Background

ADAR1 is also named as ADAR1, DSRAD, G1P1, IFI4. It convert selected adenosine residues into inosine in substrate RNAs containing a relatively short dsRNA region. The human ADAR1 gene specifies two size forms of RNA-specific adenosine deaminase, an IFN inducible 150 kDa protein and a constitutively expressed N-terminally truncated 110 kDa protein, encoded by transcripts with alternative exon 1 structures that initiate from different promoters. It has 5 isoforms produced by alternative promoter usage and alternative splicing. Defects in ADAR are a cause of dyschromatosis symmetrical hereditaria (DSH). ADAR1 can form respective homodimers, and this association is essential for its enzymatic activities.

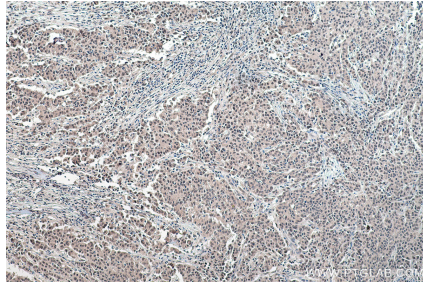
Synonyms

ADAR, ADAR1, adenosine deaminase, RNA, DRADA, DSH, DSRAD, G1P1, IFI 4, IFI4, K88dsRBP, p136

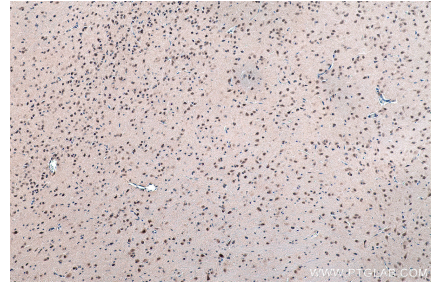
Selected Validation Data



Immunohistochemical analysis of paraffin-embedded human cervical cancer tissue slide using KHC0183 (ADAR1 IHC Kit).



Immunohistochemical analysis of paraffin-embedded human stomach cancer tissue slide using KHC0183 (ADAR1 IHC Kit).



Immunohistochemical analysis of paraffin-embedded rat brain tissue slide using KHC0183 (ADAR1 IHC Kit).