

IHC*easy* SOX2 Ready-To-Use IHC Kit

Catalog Number: **KHC0294**

General Information

Sample type:
FFPE tissue

Cited sample type:

Reactivity:
Human, Mouse, Rat

Cited Reactivity:

Assay type:
Immunohistochemistry

Primary antibody type:
Mouse Monoclonal

Secondary antibody type:
Polymer-HRP-Goat anti-Mouse

Kit Component

Component	Size	Concentration
Antigen Retrieval Buffer	100 mL	50×
Washing Buffer	100 mL ×2	20×
Blocking Buffer	5 mL	RTU
Primary Antibody	5 mL	RTU
Secondary Antibody	5 mL	RTU
Chromogen Component A	0.2 mL	RTU
Chromogen Component B	4 mL	RTU
Signal Enhancer	5 mL	RTU
Counter Staining Reagent	5 mL	RTU
Mounting Media	5 mL	RTU
Control Slide	1 slide (Optional)	FFPE
Datasheet	1 Copy	
Manual	1 Copy	

Storage Instructions

All the reagents are stored at 2-8°C. The kit is stable for 6 months from the date of receipt.

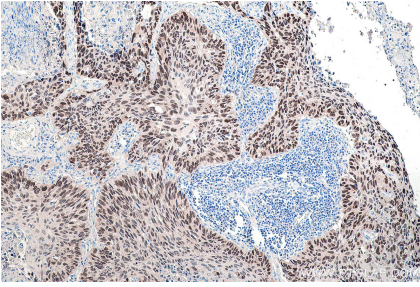
Background

Sox2, also known as SRY (sex determining region Y)-box 2, is a transcription factor essential for maintaining self-renewal of undifferentiated ES cells and is one of the key transcription factors used to reprogram mouse and human fibroblasts to a pluripotent state. Sox2 expressed in undifferentiated pluripotent stem cells and germ cells during development.

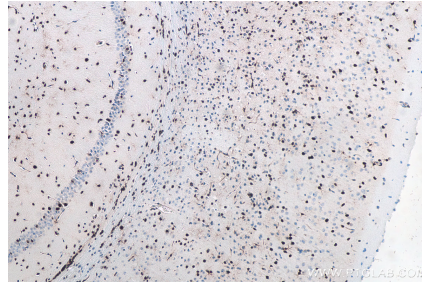
Synonyms

ANOP3, MCOP53, SOX2, Transcription factor SOX 2

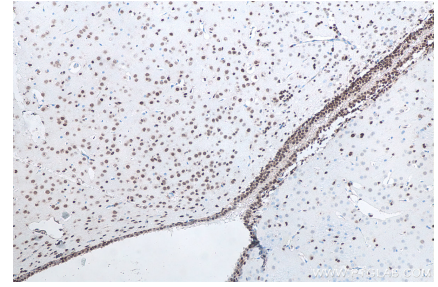
Selected Validation Data



Immunohistochemical analysis of paraffin-embedded human lung cancer tissue slide using KHC0294 (SOX2 IHC Kit).



Immunohistochemical analysis of paraffin-embedded mouse brain tissue slide using KHC0294 (SOX2 IHC Kit).



Immunohistochemical analysis of paraffin-embedded rat brain tissue slide using KHC0294 (SOX2 IHC Kit).