proteintech®
Antibodies | ELISA kits | Proteins

For Research Use Only

IHC*easy* MYH7 Ready-To-Use IHC Kit

Catalog Number: KHC0343

General Information

Sample type:
FFPE tissue

Cited sample type:

Reactivity:
Human, Mouse, Rat

Cited Reactivity:

Assay type:
Immunohistochemistry

Primary antibody type:
Rabbit Polyclonal

Secondary antibody type:
Polymer-HRP-Goat anti-Rabbit

Kit Component

Component	Size	Concentration
Antigen Retrieval Buffer	100 mL	50×
Washing Buffer	100 mL ×2	20×
Blocking Buffer	5 mL	RTU
Primary Antibody	5 mL	RTU
Secondary Antibody	5 mL	RTU
Chromogen Component A	0.2 mL	RTU
Chromogen Component B	4 mL	RTU
Signal Enhancer	5 mL	RTU
Counter Staining Reagent	5 mL	RTU
Mounting Media	5 mL	RTU
Control Slide	1 slide (Optional)	FFPE
Datasheet	1 Copy	
Manual	1 Copy	

Storage Instructions

All the reagents are stored at 2-8°C. The kit is stable for 6 months from the date of receipt.

Background

Myosin is the major contractile protein of all eukaryotic cells, existing as a hexameric molecule composed of two myosin heavy chains (MHCs) that contain the catalytic sites for ATP hydrolysis, and four lower molecular weight myosin light chains. MYH7 encodes the slow/beta-cardiac myosin heavy chain (MHC), which is the major MHC isoform of cardiac ventricles. It is also expressed in slow, oxidative, type 1 muscle fibers of skeletal muscle. Numerous mutations of MYH7 have been linked to familial hypertrophic cardiomyopathy. Primary antibody in this kit can specifically recognize endogenous MYH7, not cross-reacting with other MHCs.

Synonyms

beta MHC, CMD1S, CMH1, MPD1, MYH7, MYH7-specific, MyHC beta, MyHC slow, MYHCB, Myosin 7, Myosin heavy chain 7, SPMD, SPMM

For technical support and original validation data for this product please contact:
T: 4006900926 E: Proteintech-CN@ptglab.com W: ptgcn.com

This product is exclusively available under Proteintech Group brand and is not available to purchase from any other manufacturer.

Selected Validation Data

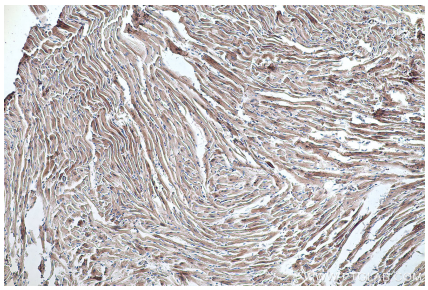

Immunohistochemical analysis of paraffin-embedded mouse heart tissue slide using KHC0343 (MYH7 IHC Kit).

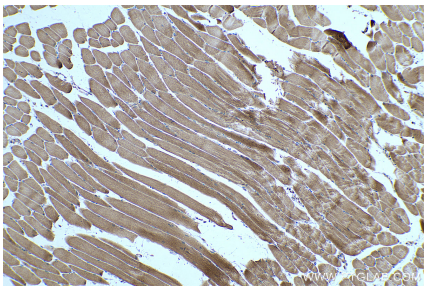

Immunohistochemical analysis of paraffin-embedded mouse skeletal muscle tissue slide using KHC0343 (MYH7 IHC Kit).

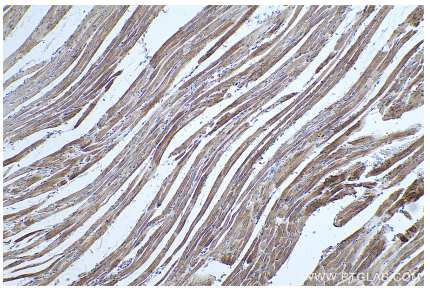

Immunohistochemical analysis of paraffin-embedded rat heart tissue slide using KHC0343 (MYH7 IHC Kit).

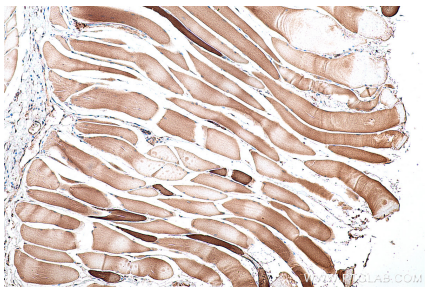

Immunohistochemical analysis of paraffin-embedded rat skeletal muscle tissue slide using KHC0343 (MYH7 IHC Kit).