

IHC*easy* GRP78/HSPA5 Ready-To-Use IHC Kit

Catalog Number: **KHC0509**

General Information

Sample type:
FFPE tissue

Cited sample type:

Reactivity:
Human, Mouse, Rat

Cited Reactivity:

Assay type:
Immunohistochemistry

Primary antibody type:
Rabbit Recombinant

Secondary antibody type:
Polymer-HRP-Goat anti-Rabbit

Kit Component

Component	Size	Concentration
Antigen Retrieval Buffer	100 mL	50×
Washing Buffer	100 mL ×2	20×
Blocking Buffer	5 mL	RTU
Primary Antibody	5 mL	RTU
Secondary Antibody	5 mL	RTU
Chromogen Component A	0.2 mL	RTU
Chromogen Component B	4 mL	RTU
Signal Enhancer	5 mL	RTU
Counter Staining Reagent	5 mL	RTU
Mounting Media	5 mL	RTU
Control Slide	1 slide (Optional)	FFPE
Datasheet	1 Copy	
Manual	1 Copy	

Storage Instructions

All the reagents are stored at 2-8°C. The kit is stable for 6 months from the date of receipt.

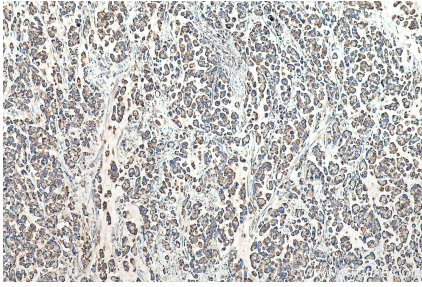
Background

GRP78 (HSPA5), also referred to as 'immunoglobulin heavy chain-binding protein' (BiP), is a member of the heat-shock protein-70 (HSP70) family and is involved in the folding and assembly of proteins in the endoplasmic reticulum. It is a constitutively expressed resident protein of the ER in all eukaryotic cells. Recently it has been reported that GRP78 is associated with apoptosis or inhibition of cancer cell growth.

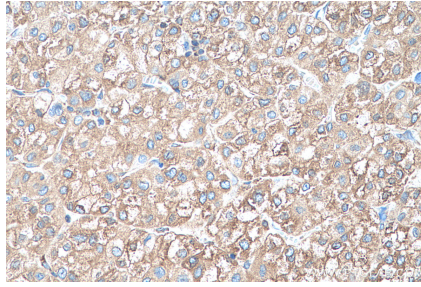
Synonyms

BIP, FLJ26106, GRP 78, GRP78, Heat shock 70 kDa protein 5, HSPA5, MIF2

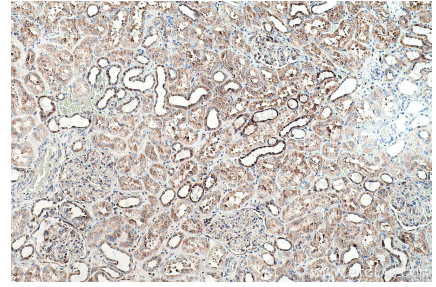
Selected Validation Data



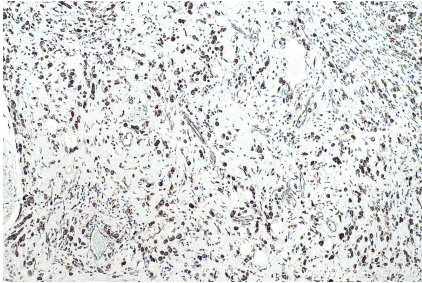
Immunohistochemical analysis of paraffin-embedded human colon cancer tissue slide using KHC0509 (GRP78/HSPA5 IHC Kit).



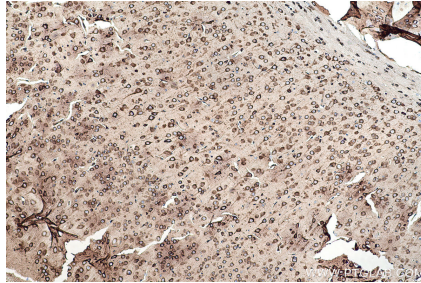
Immunohistochemical analysis of paraffin-embedded human liver cancer tissue slide using KHC0509 (GRP78/HSPA5 IHC Kit).



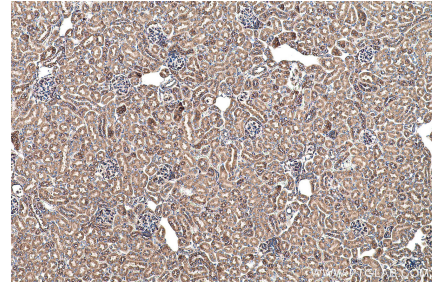
Immunohistochemical analysis of paraffin-embedded human kidney tissue slide using KHC0509 (GRP78/HSPA5 IHC Kit).



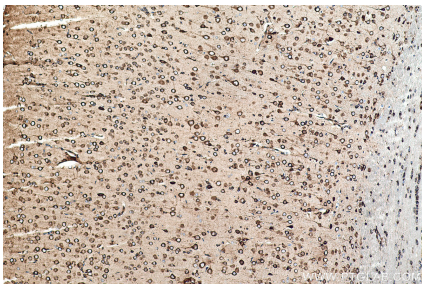
Immunohistochemical analysis of paraffin-embedded human stomach cancer tissue slide using KHC0509 (GRP78/HSPA5 IHC Kit).



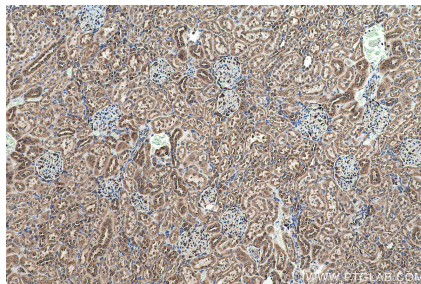
Immunohistochemical analysis of paraffin-embedded mouse brain tissue slide using KHC0509 (GRP78/HSPA5 IHC Kit).



Immunohistochemical analysis of paraffin-embedded mouse kidney tissue slide using KHC0509 (GRP78/HSPA5 IHC Kit).



Immunohistochemical analysis of paraffin-embedded rat brain tissue slide using KHC0509 (GRP78/HSPA5 IHC Kit).



Immunohistochemical analysis of paraffin-embedded rat kidney tissue slide using KHC0509 (GRP78/HSPA5 IHC Kit).