

IHC*easy* HNRNPU Ready-To-Use IHC Kit

Catalog Number: **KHC0669**

General Information

Sample type:
FFPE tissue

Cited sample type:

Reactivity:
Human, Mouse, Rat

Cited Reactivity:

Assay type:
Immunohistochemistry

Primary antibody type:
Rabbit Polyclonal

Secondary antibody type:
Polymer-HRP-Goat anti-Rabbit

Kit Component

Component	Size	Concentration
Antigen Retrieval Buffer	100 mL	50×
Washing Buffer	100 mL ×2	20×
Blocking Buffer	5 mL	RTU
Primary Antibody	5 mL	RTU
Secondary Antibody	5 mL	RTU
Chromogen Component A	0.2 mL	RTU
Chromogen Component B	4 mL	RTU
Signal Enhancer	5 mL	RTU
Counter Staining Reagent	5 mL	RTU
Mounting Media	5 mL	RTU
Control Slide	1 slide (Optional)	FFPE
Datasheet	1 Copy	
Manual	1 Copy	

Storage Instructions

All the reagents are stored at 2-8°C. The kit is stable for 6 months from the date of receipt.

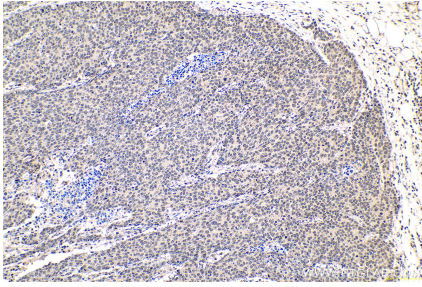
Background

HNRNPU, also named as HNRPU, SAFA, and U21.1, is a 825 amino acid protein, which is extensively phosphorylated. HNRNPU as a component of ribonucleosomes localized in cytoplasmic mRNP granules containing untranslated mRNAs. HNRNPU is a component of the CRD-mediated complex that promotes MYC mRNA stabilization. HNRNPU Plays a role in the circadian regulation of the core clock component ARNTL/BMAL1 transcription.

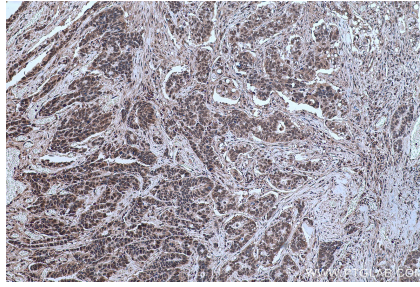
Synonyms

hnRNP U, HNRNPU, HNRPU, p120, pp120, SAF A, SAFA, Scaffold attachment factor A, U21.1

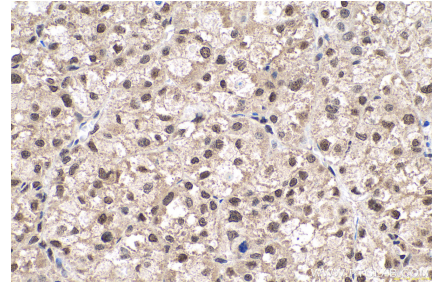
Selected Validation Data



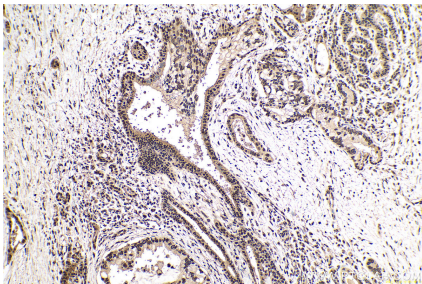
Immunohistochemical analysis of paraffin-embedded human colon cancer tissue slide using KHC0669 (HNRNPU IHC Kit).



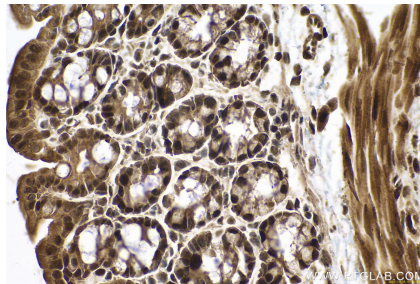
Immunohistochemical analysis of paraffin-embedded human stomach cancer tissue slide using KHC0669 (HNRNPU IHC Kit).



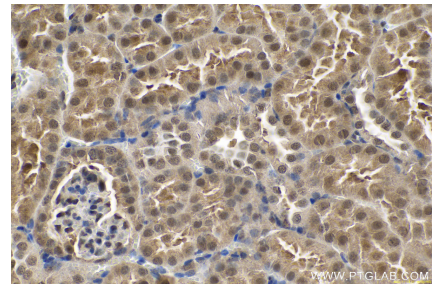
Immunohistochemical analysis of paraffin-embedded human liver cancer tissue slide using KHC0669 (HNRNPU IHC Kit).



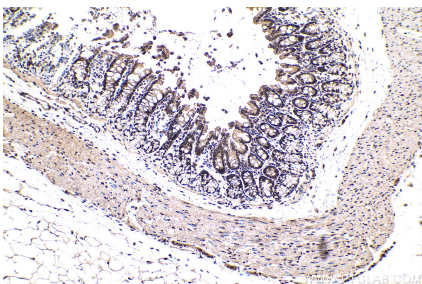
Immunohistochemical analysis of paraffin-embedded human pancreas cancer tissue slide using KHC0669 (HNRNPU IHC Kit).



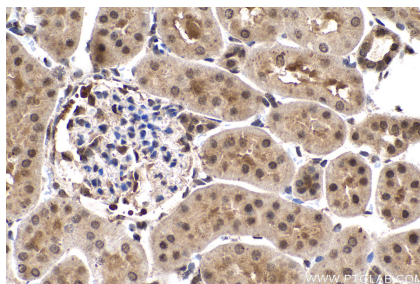
Immunohistochemical analysis of paraffin-embedded mouse colon tissue slide using KHC0669 (HNRNPU IHC Kit).



Immunohistochemical analysis of paraffin-embedded mouse kidney tissue slide using KHC0669 (HNRNPU IHC Kit).



Immunohistochemical analysis of paraffin-embedded rat colon tissue slide using KHC0669 (HNRNPU IHC Kit).



Immunohistochemical analysis of paraffin-embedded rat kidney tissue slide using KHC0669 (HNRNPU IHC Kit).