proteintech®
Antibodies | ELISA kits | Proteins

For Research Use Only

IHC*easy* SNRPF Ready-To-Use IHC Kit

Catalog Number: KHC0834

General Information

Sample type:
FFPE tissue

Cited sample type:

Reactivity:
Human, Mouse, Rat

Cited Reactivity:

Assay type:
Immunohistochemistry

Primary antibody type:
Rabbit Polyclonal

Secondary antibody type:
Polymer-HRP-Goat anti-Rabbit

Kit Component

Component	Size	Concentration
Antigen Retrieval Buffer	100 mL	50×
Washing Buffer	100 mL ×2	20×
Blocking Buffer	5 mL	RTU
Primary Antibody	5 mL	RTU
Secondary Antibody	5 mL	RTU
Chromogen Component A	0.2 mL	RTU
Chromogen Component B	4 mL	RTU
Signal Enhancer	5 mL	RTU
Counter Staining Reagent	5 mL	RTU
Mounting Media	5 mL	RTU
Control Slide	1 slide (Optional)	FFPE
Datasheet	1 Copy	
Manual	1 Copy	

Storage Instructions

All the reagents are stored at 2-8°C. The kit is stable for 6 months from the date of receipt.

Background

The 4 major small nuclear ribonucleoprotein particles (snRNPs), U1, U2, U4/U6, and U5, are essential components of the eukaryotic pre-mRNA splicing machinery. These snRNPs share 8 proteins which form the snRNP structural core: B/B-prime (SNRPB), D1 (SNRPD1), D2 (SNRPD2), D3 (SNRPD3), E (SNRPE), F (SNRPF), and G (SNRPG). These proteins have a role in the biogenesis of the snRNPs.

Synonyms

PBSCF, Sm F, Sm protein F, SMF, snRNP F, SNRPF

This product is exclusively available under Proteintech Group brand and is not available to purchase from any other manufacturer.

Selected Validation Data

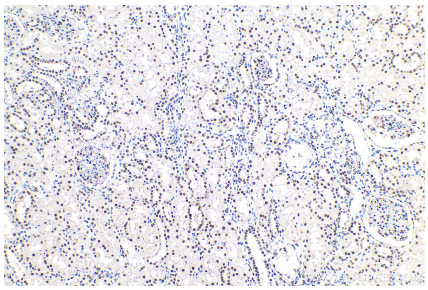

Immunohistochemical analysis of paraffin-embedded human kidney tissue slide using KHC0834 (SNRPF IHC Kit).

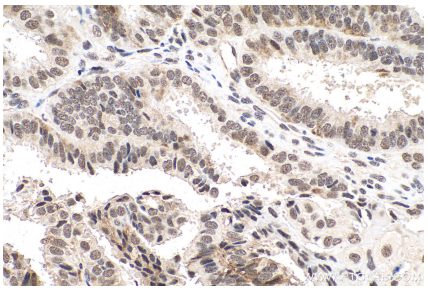

Immunohistochemical analysis of paraffin-embedded human ovary tumor tissue slide using KHC0834 (SNRPF IHC Kit).

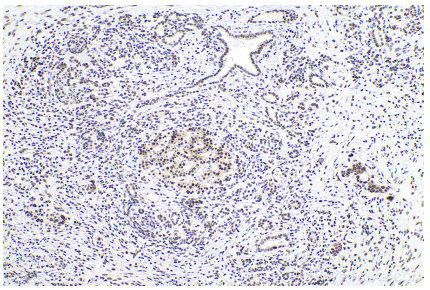

Immunohistochemical analysis of paraffin-embedded human pancreas cancer tissue slide using KHC0834 (SNRPF IHC Kit).

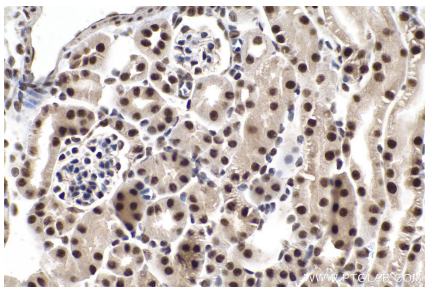

Immunohistochemical analysis of paraffin-embedded mouse kidney tissue slide using KHC0834 (SNRPF IHC Kit).

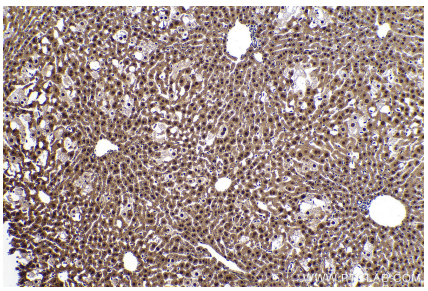

Immunohistochemical analysis of paraffin-embedded mouse liver tissue slide using KHC0834 (SNRPF IHC Kit).

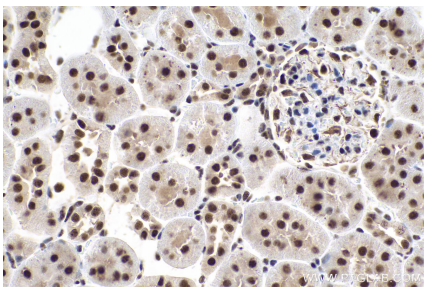

Immunohistochemical analysis of paraffin-embedded rat kidney tissue slide using KHC0834 (SNRPF IHC Kit).

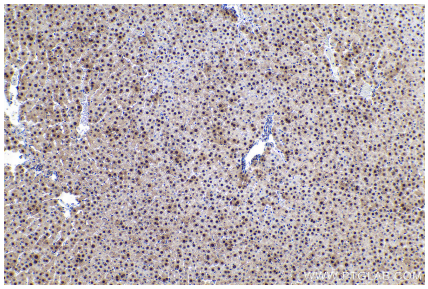

Immunohistochemical analysis of paraffin-embedded rat liver tissue slide using KHC0834 (SNRPF IHC Kit).