

IHCeasy[®] UBC Ready-To-Use IHC Kit

Catalog Number: **KHC1519**

General Information

Sample type:
FFPE tissue
Cited sample type:
Reactivity:
Human, Mouse, Rat
Cited Reactivity:

Assay type:
Immunohistochemistry
Primary antibody type:
Rabbit Polyclonal
Secondary antibody type:
Polymer-HRP-Goat anti-Rabbit

Kit Component

Component	Size	Concentration
Antigen Retrieval Buffer	100 mL	50×
Washing Buffer	100 mL ×2	20×
Blocking Buffer	5 mL	RTU
Primary Antibody	5 mL	RTU
Secondary Antibody	5 mL	RTU
Chromogen Component A	0.2 mL	RTU
Chromogen Component B	4 mL	RTU
Signal Enhancer	5 mL	RTU
Counter Staining Reagent	5 mL	RTU
Mounting Media	5 mL	RTU
Control Slide	1 slide (Optional)	FFPE
Datasheet	1 Copy	
Manual	1 Copy	

Storage Instructions

All the reagents are stored at 2-8°C. The kit is stable for 6 months from the date of receipt.

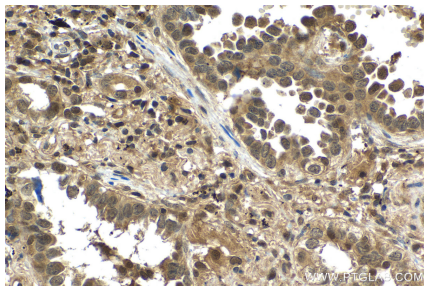
Background

Ubiquitin (Ub) is a small, highly conserved eukaryotic protein that has an essential role in diverse cellular signaling pathways, including targeting proteins for proteasomal degradation. Cellular Ub is comprised of two distinct pools consisting of free Ub and Ub-substrate conjugates. UbC is a polyubiquitin gene that encodes Ub polyprotein. UbC, as stress-inducible polyubiquitin precursor proteins of around 9–11 monomers, is cleaved into monomeric ubiquitin by cellular deubiquitylating enzymes.

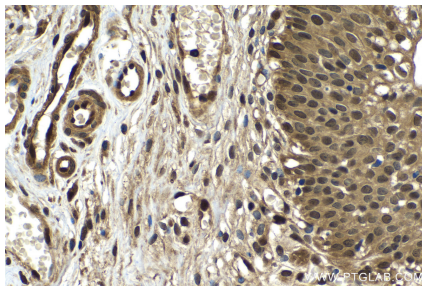
Synonyms

HMG20, Polyubiquitin C, UBC, ubiquitin C

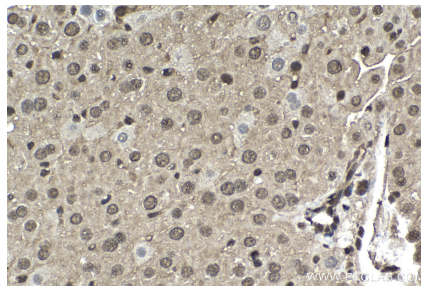
Selected Validation Data



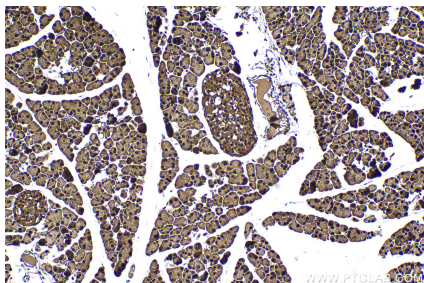
Immunohistochemical analysis of paraffin-embedded human lung cancer tissue slide using KHC1519 (UBC IHC Kit).



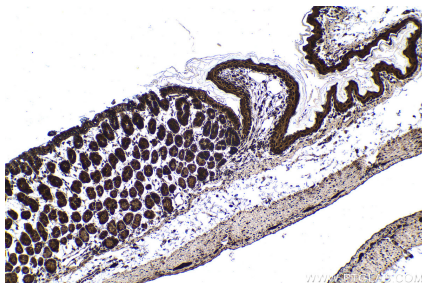
Immunohistochemical analysis of paraffin-embedded human urothelial carcinoma tissue slide using KHC1519 (UBC IHC Kit).



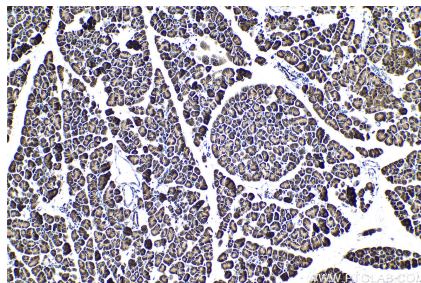
Immunohistochemical analysis of paraffin-embedded mouse liver tissue slide using KHC1519 (UBC IHC Kit).



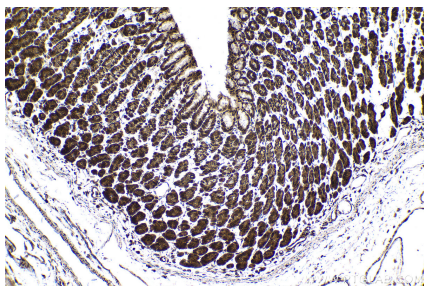
Immunohistochemical analysis of paraffin-embedded mouse pancreas tissue slide using KHC1519 (UBC IHC Kit).



Immunohistochemical analysis of paraffin-embedded mouse stomach tissue slide using KHC1519 (UBC IHC Kit).



Immunohistochemical analysis of paraffin-embedded rat pancreas tissue slide using KHC1519 (UBC IHC Kit).



Immunohistochemical analysis of paraffin-embedded rat stomach tissue slide using KHC1519 (UBC IHC Kit).