

# IHC*easy* TNIP2 Ready-To-Use IHC Kit

Catalog Number: **KHC1840**

## General Information

Sample type:  
FFPE tissue  
Cited sample type:  
Reactivity:  
Human, Mouse  
Cited Reactivity:

Assay type:  
Immunohistochemistry  
Primary antibody type:  
Rabbit Polyclonal  
Secondary antibody type:  
Polymer-HRP-Goat anti-Rabbit

## Kit Component

Component	Size	Concentration
Antigen Retrieval Buffer	100 mL	50×
Washing Buffer	100 mL ×2	20×
Blocking Buffer	5 mL	RTU
Primary Antibody	5 mL	RTU
Secondary Antibody	5 mL	RTU
Chromogen Component A	0.2 mL	RTU
Chromogen Component B	4 mL	RTU
Signal Enhancer	5 mL	RTU
Counter Staining Reagent	5 mL	RTU
Mounting Media	5 mL	RTU
Control Slide	1 slide (Optional)	FFPE
Datasheet	1 Copy	
Manual	1 Copy	

## Storage Instructions

All the reagents are stored at 2-8°C. The kit is stable for 6 months from the date of receipt.

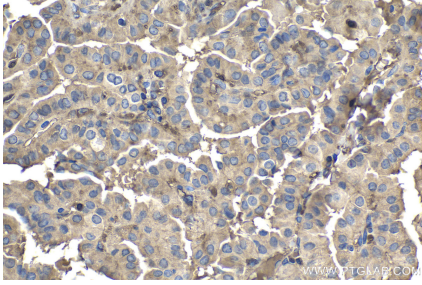
## Background

TNIP2, also named as ABIN2 and FLIP1, inhibits NF-kappa-B activation by blocking the interaction of RIPK1 with its downstream effector NEMO/IKBKG. It acts as transcriptional coactivator when translocated to the nucleus.

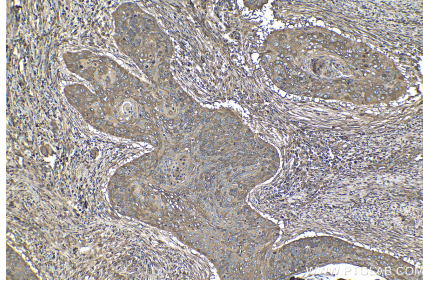
## Synonyms

ABIN 2, ABIN2, FLIP1, KLIP, TNFAIP3 interacting protein 2, TNIP2

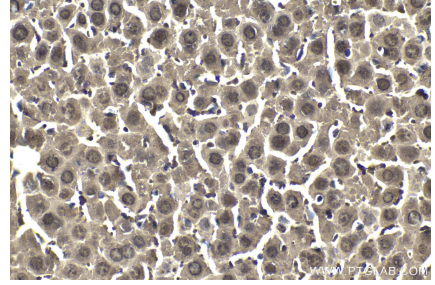
## Selected Validation Data



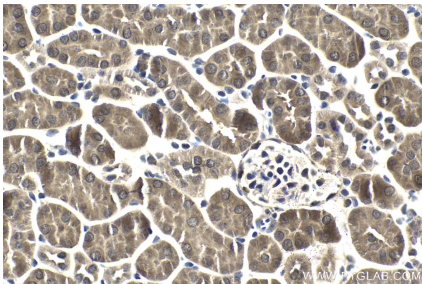
Immunohistochemical analysis of paraffin-embedded human thyroid cancer tissue slide using KHC1840 (TNIP2 IHC Kit).



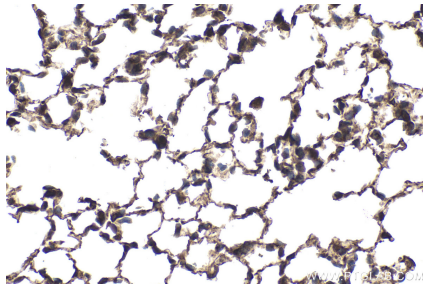
Immunohistochemical analysis of paraffin-embedded human oesophagus cancer tissue slide using KHC1840 (TNIP2 IHC Kit).



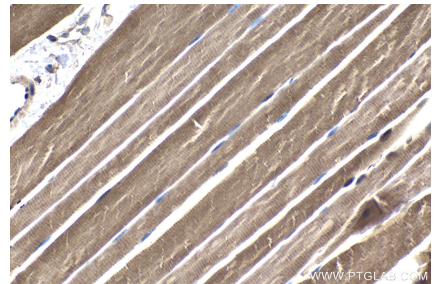
Immunohistochemical analysis of paraffin-embedded mouse liver tissue slide using KHC1840 (TNIP2 IHC Kit).



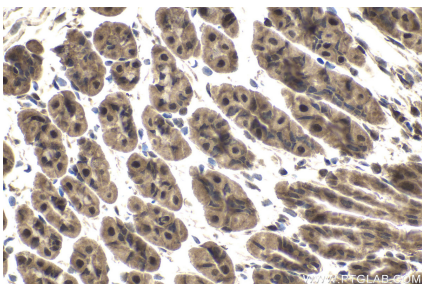
Immunohistochemical analysis of paraffin-embedded mouse kidney tissue slide using KHC1840 (TNIP2 IHC Kit).



Immunohistochemical analysis of paraffin-embedded mouse lung tissue slide using KHC1840 (TNIP2 IHC Kit).



Immunohistochemical analysis of paraffin-embedded mouse skeletal muscle tissue slide using KHC1840 (TNIP2 IHC Kit).



Immunohistochemical analysis of paraffin-embedded mouse stomach tissue slide using KHC1840 (TNIP2 IHC Kit).