

IHC*easy* PUF60 Ready-To-Use IHC Kit

Catalog Number: **KHC1985**

General Information

Sample type:
FFPE tissue

Cited sample type:

Reactivity:
Human, Mouse, Rat

Cited Reactivity:

Assay type:
Immunohistochemistry

Primary antibody type:
Rabbit Polyclonal

Secondary antibody type:
Polymer-HRP-Goat anti-Rabbit

Kit Component

Component	Size	Concentration
Antigen Retrieval Buffer	100 mL	50×
Washing Buffer	100 mL ×2	20×
Blocking Buffer	5 mL	RTU
Primary Antibody	5 mL	RTU
Secondary Antibody	5 mL	RTU
Chromogen Component A	0.2 mL	RTU
Chromogen Component B	4 mL	RTU
Signal Enhancer	5 mL	RTU
Counter Staining Reagent	5 mL	RTU
Mounting Media	5 mL	RTU
Control Slide	1 slide (Optional)	FFPE
Datasheet	1 Copy	
Manual	1 Copy	

Storage Instructions

All the reagents are stored at 2-8°C. The kit is stable for 6 months from the date of receipt.

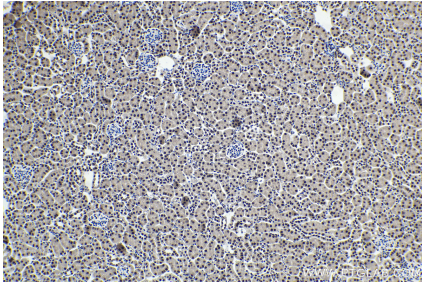
Background

Poly-U-binding factor 60 (PUF60) is a splicing factor homologous to and complementary in function to U2AF, which involves in pre-mRNA splicing, a stepwise process initiated by binding. Also PUF60 involves in other nuclear processes such as apoptosis and transcription regulation. It can interact with and repress FUBP1-induced transcriptional activation via the core-TFIIF basal transcription factor. However, it has no repression activity in xeroderma pigmentosum complementation group B (XPB) cells.

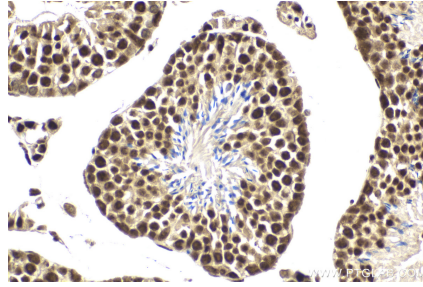
Synonyms

FBP interacting repressor, FIR, PUF60, Ro binding protein 1, RoBP1, RoBPI, Siah binding protein 1, Siah BP1, SIAHBP1

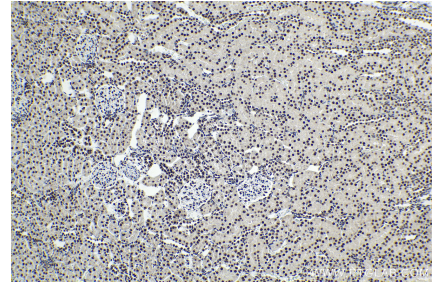
Selected Validation Data



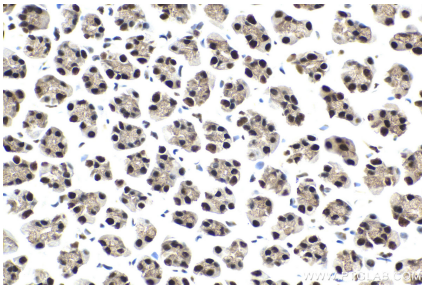
Immunohistochemical analysis of paraffin-embedded mouse kidney tissue slide using KHC1985 (PUF60 IHC Kit).



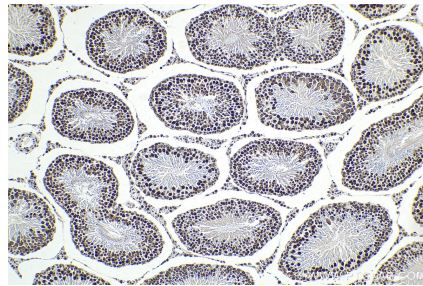
Immunohistochemical analysis of paraffin-embedded mouse testis tissue slide using KHC1985 (PUF60 IHC Kit).



Immunohistochemical analysis of paraffin-embedded rat kidney tissue slide using KHC1985 (PUF60 IHC Kit).



Immunohistochemical analysis of paraffin-embedded rat stomach tissue slide using KHC1985 (PUF60 IHC Kit).



Immunohistochemical analysis of paraffin-embedded rat testis tissue slide using KHC1985 (PUF60 IHC Kit).