

# IHC*easy* IKZF3 Ready-To-Use IHC Kit

Catalog Number: **KHC1995**

## General Information

**Sample type:**  
FFPE tissue

**Cited sample type:**

**Reactivity:**  
Human, Mouse, Rat

**Cited Reactivity:**

**Assay type:**  
Immunohistochemistry

**Primary antibody type:**  
Rabbit Polyclonal

**Secondary antibody type:**  
Polymer-HRP-Goat anti-Rabbit

## Kit Component

Component	Size	Concentration
Antigen Retrieval Buffer	100 mL	50×
Washing Buffer	100 mL ×2	20×
Blocking Buffer	5 mL	RTU
Primary Antibody	5 mL	RTU
Secondary Antibody	5 mL	RTU
Chromogen Component A	0.2 mL	RTU
Chromogen Component B	4 mL	RTU
Signal Enhancer	5 mL	RTU
Counter Staining Reagent	5 mL	RTU
Mounting Media	5 mL	RTU
Control Slide	1 slide (Optional)	FFPE
Datasheet	1 Copy	
Manual	1 Copy	

## Storage Instructions

All the reagents are stored at 2-8°C. The kit is stable for 6 months from the date of receipt.

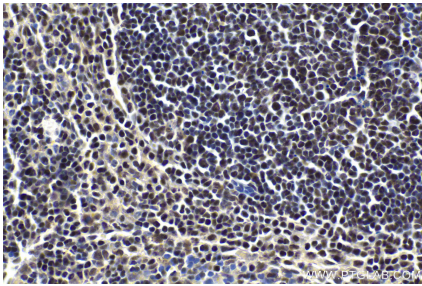
## Background

IKZF3, also named as Zinc finger protein Aiolos or ZNFN1A3, is a 509 amino acid protein, which contains 6 C2H2-type zinc fingers and belongs to the Ikaros C2H2-type zinc-finger protein family. IKZF3 localizes in the nucleus and cytoplasm. IKZF3 can form homodimer, and heterodimer with other IKAROS family members. IKZF3 is expressed most strongly in peripheral blood leukocytes, the spleen, and the thymus. IKZF3 as a transcription factor plays an important role in the regulation of lymphocyte differentiation.

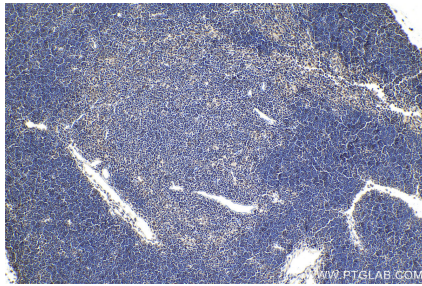
## Synonyms

AIO, AIOLOS, IKZF3, Zinc finger protein Aiolos, ZNFN1A3

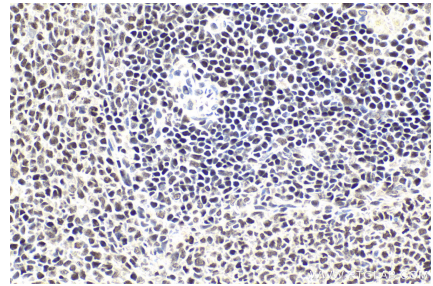
## Selected Validation Data



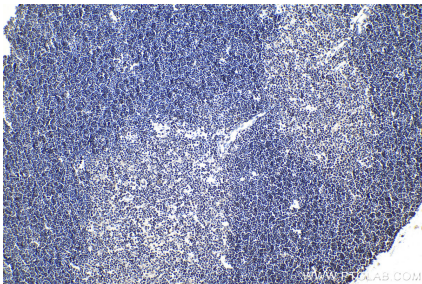
Immunohistochemical analysis of paraffin-embedded mouse spleen tissue slide using KHC1995 (IKZF3 IHC Kit).



Immunohistochemical analysis of paraffin-embedded mouse thymus tissue slide using KHC1995 (IKZF3 IHC Kit).



Immunohistochemical analysis of paraffin-embedded rat spleen tissue slide using KHC1995 (IKZF3 IHC Kit).



Immunohistochemical analysis of paraffin-embedded rat thymus tissue slide using KHC1995 (IKZF3 IHC Kit).