

IHC*easy* SNRNP200 Ready-To-Use IHC Kit

Catalog Number: **KHC2118**

General Information

Sample type:
FFPE tissue

Cited sample type:

Reactivity:
Human, Mouse, Rat

Cited Reactivity:

Assay type:
Immunohistochemistry

Primary antibody type:
Rabbit Polyclonal

Secondary antibody type:
Polymer-HRP-Goat anti-Rabbit

Kit Component

Component	Size	Concentration
Antigen Retrieval Buffer	100 mL	50×
Washing Buffer	100 mL × 2	20×
Blocking Buffer	5 mL	RTU
Primary Antibody	5 mL	RTU
Secondary Antibody	5 mL	RTU
Chromogen Component A	0.2 mL	RTU
Chromogen Component B	4 mL	RTU
Signal Enhancer	5 mL	RTU
Counter Staining Reagent	5 mL	RTU
Mounting Media	5 mL	RTU
Control Slide	1 slide (Optional)	FFPE
Datasheet	1 Copy	
Manual	1 Copy	

Storage Instructions

All the reagents are stored at 2-8°C. The kit is stable for 6 months from the date of receipt.

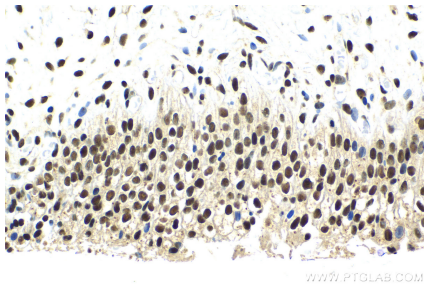
Background

SNRNP200 (small nuclear ribonucleoprotein 200kDa (U5)), also known as HELIC2, ASCC3L1 or BRR2, is a 2,136 amino acid protein that localizes to the nucleus and contains two SEC63 domains, two helicase C-terminal domains and two helicase ATP-binding domains. Existing as multiple alternatively spliced isoforms, HELIC2 functions as an RNA helicase that is thought to promote specific RNA-RNA conformational changes which are important in the second step of RNA splicing. The gene encoding HELIC2 maps to human chromosome 2, which houses over 1,400 genes and comprises nearly 8% of the human genome. Harlequin ichthyosis, a rare and morbid skin deformity, is associated with mutations in the chromosome 2-localized ABCA12 gene, while the lipid metabolic disorder sitosterolemia is associated with defects in the ABCG5 and ABCG8 genes, which also map to chromosome 2.

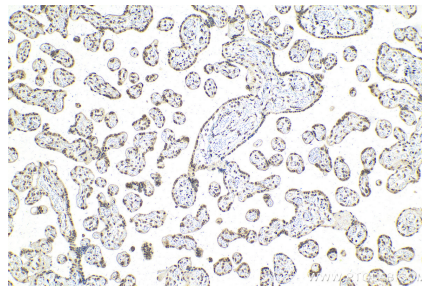
Synonyms

ASCC3L1, BRR2, BRR2 homolog, HELIC2, KIAA0788, SNRNP200, U5 200KD

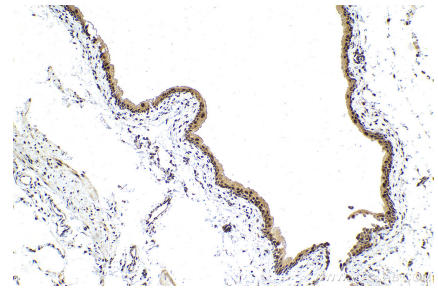
Selected Validation Data



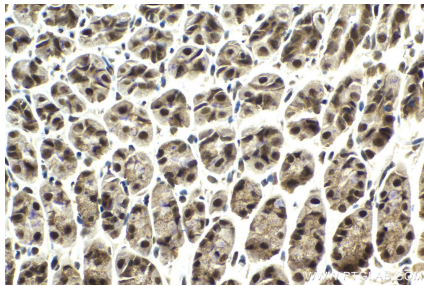
Immunohistochemical analysis of paraffin-embedded human urothelial carcinoma tissue slide using KHC2118 (SNRNP200 IHC Kit).



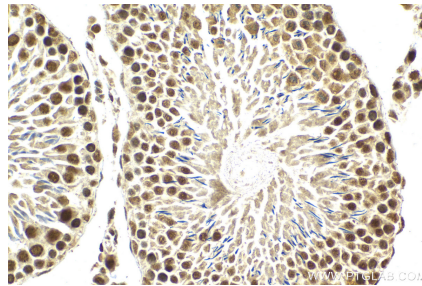
Immunohistochemical analysis of paraffin-embedded human placenta tissue slide using KHC2118 (SNRNP200 IHC Kit).



Immunohistochemical analysis of paraffin-embedded mouse bladder tissue slide using KHC2118 (SNRNP200 IHC Kit).



Immunohistochemical analysis of paraffin-embedded mouse stomach tissue slide using KHC2118 (SNRNP200 IHC Kit).



Immunohistochemical analysis of paraffin-embedded rat testis tissue slide using KHC2118 (SNRNP200 IHC Kit).