

IHCeasy[®] USP8 Ready-To-Use IHC Kit

Catalog Number: **KHC2257**

General Information

Sample type:
FFPE tissue
Cited sample type:
Reactivity:
Human, Rat
Cited Reactivity:

Assay type:
Immunohistochemistry
Primary antibody type:
Rabbit Polyclonal
Secondary antibody type:
Polymer-HRP-Goat anti-Rabbit

Kit Component

Component	Size	Concentration
Antigen Retrieval Buffer	100 mL	50×
Washing Buffer	100 mL ×2	20×
Blocking Buffer	5 mL	RTU
Primary Antibody	5 mL	RTU
Secondary Antibody	5 mL	RTU
Chromogen Component A	0.2 mL	RTU
Chromogen Component B	4 mL	RTU
Signal Enhancer	5 mL	RTU
Counter Staining Reagent	5 mL	RTU
Mounting Media	5 mL	RTU
Control Slide	1 slide (Optional)	FFPE
Datasheet	1 Copy	
Manual	1 Copy	

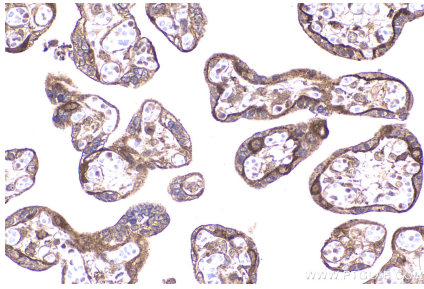
Storage Instructions

All the reagents are stored at 2-8°C. The kit is stable for 6 months from the date of receipt.

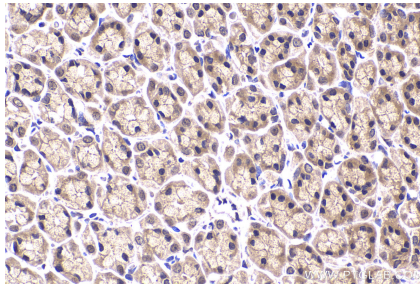
Background

USP8 is thought to regulate the morphology of the endosome by ubiquitination of proteins on this organelle and is involved in cargo sorting and membrane trafficking at the early endosome stage.

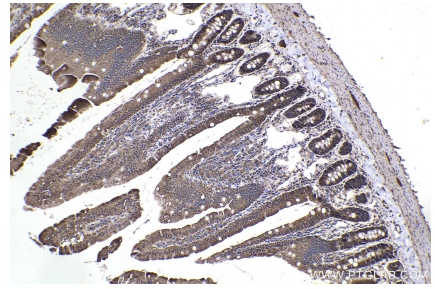
Selected Validation Data



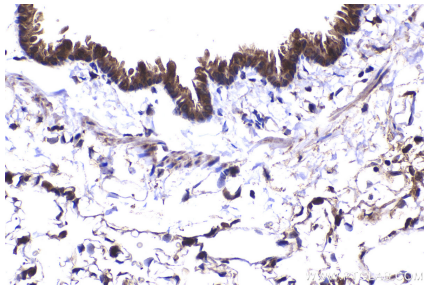
Immunohistochemical analysis of paraffin-embedded human placenta tissue slide using KHC2257 (USP8 IHC Kit).



Immunohistochemical analysis of paraffin-embedded rat stomach tissue slide using KHC2257 (USP8 IHC Kit).



Immunohistochemical analysis of paraffin-embedded rat small intestine tissue slide using KHC2257 (USP8 IHC Kit).



Immunohistochemical analysis of paraffin-embedded rat lung tissue slide using KHC2257 (USP8 IHC Kit).