

IHC*easy* LPCAT3 Ready-To-Use IHC Kit

Catalog Number: **KHC2585**

General Information

Sample type:
FFPE tissue

Cited sample type:

Reactivity:
Human, Mouse, Rat

Cited Reactivity:

Assay type:
Immunohistochemistry

Primary antibody type:
Mouse Monoclonal

Secondary antibody type:
Polymer-HRP-Goat anti-Mouse

Kit Component

Component	Size	Concentration
Antigen Retrieval Buffer	100 mL	50×
Washing Buffer	100 mL ×2	20×
Blocking Buffer	5 mL	RTU
Primary Antibody	5 mL	RTU
Secondary Antibody	5 mL	RTU
Chromogen Component A	0.2 mL	RTU
Chromogen Component B	4 mL	RTU
Signal Enhancer	5 mL	RTU
Counter Staining Reagent	5 mL	RTU
Mounting Media	5 mL	RTU
Control Slide	1 slide (Optional)	FFPE
Datasheet	1 Copy	
Manual	1 Copy	

Storage Instructions

All the reagents are stored at 2-8°C. The kit is stable for 6 months from the date of receipt.

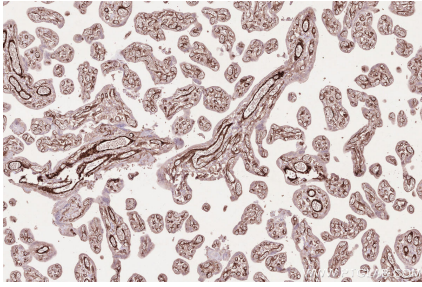
Background

Lysophosphatidylcholine acyltransferases (LPCATs) are among the lysophospholipid acyltransferases (LPLATs) that play an important role in lipid metabolism and homeostasis by regulating the abundance of different phosphatidylcholine (PC) species. Lysophosphatidylcholine acyltransferase 3 (LPCAT3) is a member of the LPCAT family that primarily regulates the levels of arachidonic PC species. LPCAT3 is abundantly expressed in the testes, kidneys, and metabolic tissues, including the liver, intestine, and adipose tissues. LPCAT3 is involved in the occurrence and development of atherosclerosis, intestinal tumors, and nonalcoholic steatohepatitis (NASH).

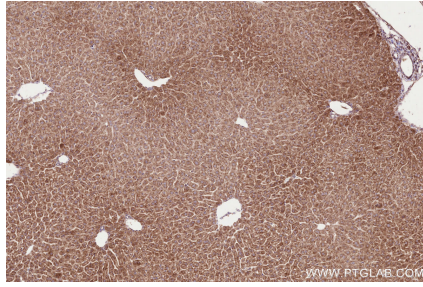
Synonyms

LPCAT3,1-acylglycerophosphocholine O-acyltransfera

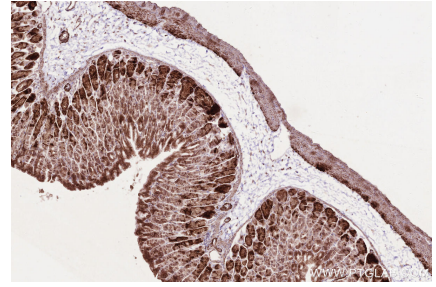
Selected Validation Data



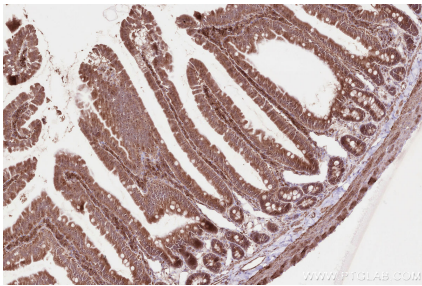
Immunohistochemical analysis of paraffin-embedded human placenta tissue slide using KHC2585 (LPCAT3 IHC Kit).



Immunohistochemical analysis of paraffin-embedded mouse liver tissue slide using KHC2585 (LPCAT3 IHC Kit).



Immunohistochemical analysis of paraffin-embedded mouse stomach tissue slide using KHC2585 (LPCAT3 IHC Kit).



Immunohistochemical analysis of paraffin-embedded rat small intestine tissue slide using KHC2585 (LPCAT3 IHC Kit).