

For Research Use Only

SORBS2 Recombinant Matched Antibody Pair, PBS Only



Catalog Number:MP00272-1

Capture Antibody Information

Catalog Number:
83189-1-PBS

Host:
Rabbit

Isotype:
IgG

Purification Method:
Protein A purification

Clone ID:
240023A11

Reactivity:
human

GenBank:
BC011883

Immunogen Catalog Number:
Ag20041

Conjugate:
Unconjugated

Full name:
sorbin and SH3 domain containing 2

Gene ID:
8470

Detection Antibody Information

Catalog Number:
83189-2-PBS

Host:
Rabbit

Isotype:
IgG

Purification Method:
Protein A purification

Clone ID:
240023E12

Reactivity:
human

GenBank:
BC011883

Immunogen Catalog Number:
Ag20041

Conjugate:
Unconjugated

Full name:
sorbin and SH3 domain containing 2

Gene ID:
8470

Applications

Tested Applications:
Cytometric bead array, Sandwich ELISA

Range:
1.25-20 ng/mL (Cytometric Bead Array)
78.125-5000 pg/mL (Sandwich ELISA)

Recommended Dilutions:
It is recommended that this reagent should be titrated in each testing system to obtain optimal results.

Product Information

MP00272-1 targets SORBS2 in immunoassays as a matched antibody pair. Validated in Cytometric bead array, Sandwich ELISA.

Capture antibody: SORBS2 Recombinant antibody, PBS Only (Capture) 83189-1-PBS (240023A11). 100 µg. Concentration 1 mg/ml.

Detection antibody: SORBS2 Recombinant antibody, PBS Only (Detector) 83189-2-PBS (240023E12). 100 µg. Concentration 1 mg/ml.

Unconjugated rabbit recombinant monoclonal antibody pair in PBS only storage buffer at a concentration of 1 mg/mL, ready for conjugation. Created using Proteintech's proprietary in-house recombinant technology. Recombinant production enables unrivalled batch-to-batch consistency, easy scale-up, and future security of supply.

Matched antibody pairs are designed for use in a variety of assays and platforms that require matched antibody pairs.

Antibody use should be optimized for each application and assay.

Storage

Storage:
Store at -80°C.

The product is shipped with ice packs. Upon receipt, store it immediately at -80°C

Storage buffer:
PBS only

For technical support and original validation data for this product please contact:

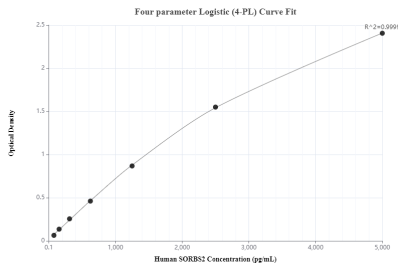
T: 4006900926

E: Proteintech-CN@ptglab.com

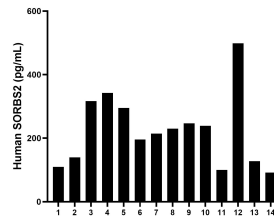
W: ptgcn.com

This product is exclusively available under Proteintech Group brand and is not available to purchase from any other manufacturer.

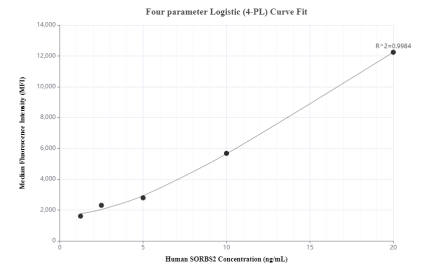
Selected Validation Data



Sandwich ELISA standard curve of MP00272-1, Human SORBS2 Monoclonal Matched Antibody Pair - PBS only. 83189-1-PBS was coated to a plate as the capture antibody and incubated with serial dilutions of standard Ag20041. 83189-2-PBS was HRP conjugated as the detection antibody. Range: 78.125-5000 pg/mL



Serum of sixteen individual healthy human donors were measured. The human SORBS2 concentration of detected samples was determined to be 224.9 pg/mL with a range of ND - 498.9 pg/mL



Cytometric bead array standard curve of MP00272-1, SORBS2 Recombinant Matched Antibody Pair, PBS Only. Capture antibody: 83189-1-PBS. Detection antibody: 83189-2-PBS. Standard: Ag20041. Range: 1.25-20 ng/mL