

For Research Use Only



IL-1 beta Recombinant Matched Antibody Pair, PBS Only

Catalog Number:MP00331-2

Capture Antibody Information

Catalog Number:
82696-15-PBS

Host:
Rabbit

Isotype:
IgG

Purification Method:
Protein A purification

Clone ID:
240902D6

Reactivity:
human

GenBank:
BC008678

Conjugate:
Unconjugated

Full name:
interleukin 1, beta

Gene ID:
3553

Detection Antibody Information

Catalog Number:
82696-8-PBS

Host:
Rabbit

Isotype:
IgG

Purification Method:
Protein A purification

Clone ID:
2G9

Reactivity:
human

GenBank:
BC008678

Conjugate:
Unconjugated

Full name:
interleukin 1, beta

Gene ID:
3553

Applications

Tested Applications:
Cytometric bead array, Sandwich ELISA

Range:
0.313-40 ng/mL (Cytometric Bead Array)
7.8-500 pg/mL (Sandwich ELISA)

Recommended Dilutions:
It is recommended that this reagent should be titrated in each testing system to obtain optimal results.

Product Information

MP00331-2 targets IL-1 beta in immunoassays as a matched antibody pair. Validated in Cytometric bead array, Sandwich ELISA.

Capture antibody: IL-1 beta Recombinant antibody, PBS Only (Capture) 82696-15-PBS (240902D6). 100 µg. Concentration 1 mg/ml.

Detection antibody: IL-1 beta Recombinant antibody, PBS Only (Capture/Detector) 82696-8-PBS (2G9). 100 µg. Concentration 1 mg/ml.

Alternative IL-1 beta matched antibody pairs: MP00331-1, MP00331-3, MP00331-4, MP50134-1, MP80001-1, MP80001-2, MP80001-3, MP80001-4, MP80001-5, MP80001-6

Unconjugated rabbit recombinant monoclonal antibody pair in PBS only storage buffer at a concentration of 1 mg/mL, ready for conjugation. Created using Proteintech's proprietary in-house recombinant technology. Recombinant production enables unrivalled batch-to-batch consistency, easy scale-up, and future security of supply.

Matched antibody pairs are designed for use in a variety of assays and platforms that require matched antibody pairs.

Antibody use should be optimized for each application and assay.

Storage

Storage:
Store at -80°C.

The product is shipped with ice packs. Upon receipt, store it immediately at -80°C

Storage buffer:
PBS only

For technical support and original validation data for this product please contact:

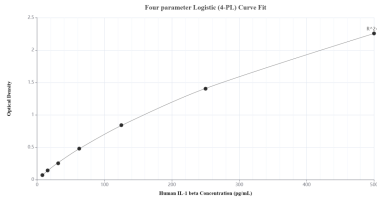
T: 4006900926

E: Proteintech-CN@ptglab.com

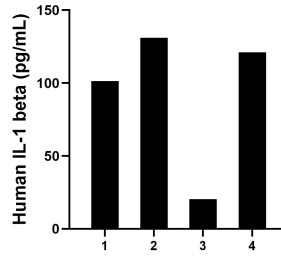
W: ptgcn.com

This product is exclusively available under Proteintech Group brand and is not available to purchase from any other manufacturer.

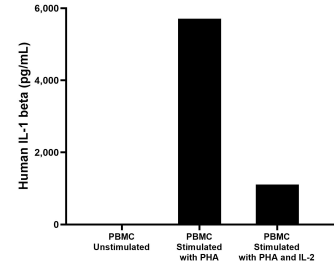
Selected Validation Data



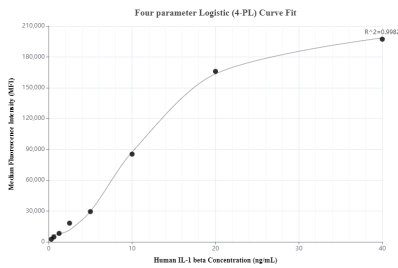
Sandwich ELISA standard curve of MP00331-2, Human IL-1 beta Recombinant Matched Antibody Pair - PBS only. 82696-15-PBS was coated to a plate as the capture antibody and incubated with serial dilutions of standard Eg0286. 82696-8-PBS was HRP conjugated as the detection antibody. Range: 7.8-500 pg/mL



Serum of four individual healthy human donors was measured. The IL-1 beta concentration of detected samples was determined to be 93.4 pg/mL with a range of 20.3 - 131.0 pg/mL.



Human peripheral blood mononuclear cells (PBMC) were cultured unstimulated or stimulated with 10 μ g/mL PHA or 10 μ g/mL PHA and 10 ng/mL IL-2 for 1 day. The mean IL-1 beta concentration was not determined in unstimulated PBMC supernatant, 5,709.3 pg/mL in PHA stimulated PBMC supernatant and 1,110.8 pg/mL in PHA and IL-2 stimulated PBMC supernatant.



Cytometric bead array standard curve of MP00331-2, IL-1 beta Recombinant Matched Antibody Pair, PBS Only. Capture antibody: 82696-15-PBS. Detection antibody: 82696-8-PBS. Standard: Eg0286. Range: 0.313-40 ng/mL