

For Research Use Only

Mouse CD45 Recombinant Matched Antibody Pair, PBS Only



Catalog Number:MP00412-4

Capture Antibody Information

Catalog Number:
83396-14-PBS
Host:
Rabbit
Isotype:
IgG
Purification Method:
Protein A purification

Clone ID:
240920B4
Reactivity:
mouse
GenBank:
NM_001111316.2

Conjugate:
Unconjugated
Full name:
protein tyrosine phosphatase, receptor type, C
Gene ID:
19264

Detection Antibody Information

Catalog Number:
83396-7-PBS
Host:
Rabbit
Isotype:
IgG
Purification Method:
Protein A purification

Clone ID:
240920A8
Reactivity:
mouse
GenBank:
NM_001111316.2

Conjugate:
Unconjugated
Full name:
protein tyrosine phosphatase, receptor type, C
Gene ID:
19264

Applications

Tested Applications:
Sandwich ELISA

Range:
7.8-500 pg/mL (Sandwich ELISA)

Recommended Dilutions:
It is recommended that this reagent should be titrated in each testing system to obtain optimal results.

Product Information

MP00412-4 targets CD45 in immunoassays as a matched antibody pair. Validated in Sandwich ELISA.

Capture antibody: Mouse CD45/PTPRC Recombinant antibody, PBS Only (Capture) 83396-14-PBS (240920B4). 100 µg. Concentration 1 mg/ml.

Detection antibody: Mouse CD45/PTPRC Recombinant antibody, PBS Only (Detector) 83396-7-PBS (240920A8). 100 µg. Concentration 1 mg/ml.

Alternative CD45 matched antibody pairs: MP00412-1, MP00412-2, MP00412-3, MP50221-1, MP50221-2, MP50221-3, MP50221-4

Unconjugated rabbit recombinant monoclonal antibody pair in PBS only storage buffer at a concentration of 1 mg/mL, ready for conjugation. Created using Proteintech's proprietary in-house recombinant technology. Recombinant production enables unrivalled batch-to-batch consistency, easy scale-up, and future security of supply.

Matched antibody pairs are designed for use in a variety of assays and platforms that require matched antibody pairs.

Antibody use should be optimized for each application and assay.

Storage

Storage:
Store at -80°C.
The product is shipped with ice packs. Upon receipt, store it immediately at -80°C
Storage buffer:
PBS only

For technical support and original validation data for this product please contact:

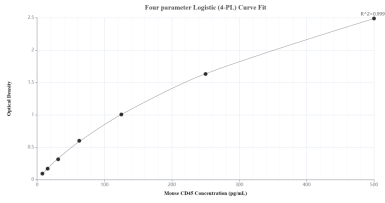
T: 4006900926

E: Proteintech-CN@ptglab.com

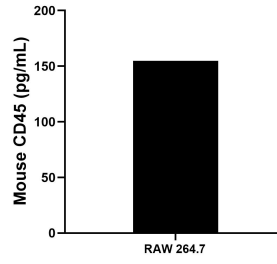
W: ptgcn.com

This product is exclusively available under Proteintech Group brand and is not available to purchase from any other manufacturer.

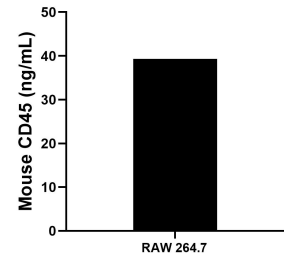
Selected Validation Data



Sandwich ELISA standard curve of MP00412-4, Mouse CD45 Recombinant Matched Antibody Pair - PBS only. 83396-14-PBS was coated to a plate as the capture antibody and incubated with serial dilutions of standard Eg0845. 83396-7-PBS was HRP conjugated as the detection antibody. Range: 7.8-500 pg/mL



RAW 264.7 were cultured in DMEM supplemented with 10% fetal bovine serum, 2.5 mM L-glutamine, 100 U/mL penicillin, and 100 μ g/mL streptomycin sulfate. An aliquot of the cell culture supernate was removed, assayed for mouse CD45, and measured 154.9 pg/mL



The mean mouse CD45 concentration was determined to be 39.3 ng/mL in RAW 264.7 cell extract based on a 4.8 mg/mL extract load.