

# Cryptochrome 1 Recombinant Matched Antibody Pair, PBS Only

Catalog Number:MP00603-3

## Capture Antibody Information

**Catalog Number:**  
83602-3-PBS  
**Host:**  
Rabbit  
**Isotype:**  
IgG  
**Purification Method:**  
Protein A purification

**Clone ID:**  
240520B4  
**Reactivity:**  
human  
**GenBank:**  
BC030519  
**Immunogen Catalog Number:**  
Ag4270

**Conjugate:**  
Unconjugated  
**Full name:**  
cryptochrome 1 (photolyase-like)  
**Gene ID:**  
1407

## Detection Antibody Information

**Catalog Number:**  
83602-1-PBS  
**Host:**  
Rabbit  
**Isotype:**  
IgG  
**Purification Method:**  
Protein A purification

**Clone ID:**  
240520A12  
**Reactivity:**  
human  
**GenBank:**  
BC030519  
**Immunogen Catalog Number:**  
Ag4270

**Conjugate:**  
Unconjugated  
**Full name:**  
cryptochrome 1 (photolyase-like)  
**Gene ID:**  
1407

## Applications

**Tested Applications:**  
Cytometric bead array, Sandwich ELISA

**Range:**  
0.781-100 ng/mL (Cytometric Bead Array)  
3.13-200 ng/mL (Sandwich ELISA)

**Recommended Dilutions:**  
It is recommended that this reagent should be titrated in each testing system to obtain optimal results.

## Product Information

MP00603-3 targets Cryptochrome 1 in immunoassays as a matched antibody pair. Validated in Cytometric bead array, Sandwich ELISA.

Capture antibody: Cryptochrome 1 Recombinant antibody, PBS Only (Capture/Detector) 83602-3-PBS (240520B4). 100 µg. Concentration 1 mg/ml.

Detection antibody: Cryptochrome 1 Recombinant antibody, PBS Only (Detector) 83602-1-PBS (240520A12). 100 µg. Concentration 1 mg/ml.

Alternative Cryptochrome 1 matched antibody pairs: MP00603-1, MP00603-2

Unconjugated rabbit recombinant monoclonal antibody pair in PBS only storage buffer at a concentration of 1 mg/mL, ready for conjugation. Created using Proteintech's proprietary in-house recombinant technology. Recombinant production enables unrivalled batch-to-batch consistency, easy scale-up, and future security of supply.

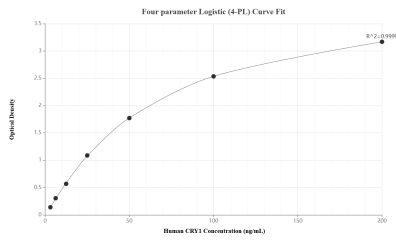
Matched antibody pairs are designed for use in a variety of assays and platforms that require matched antibody pairs.

Antibody use should be optimized for each application and assay.

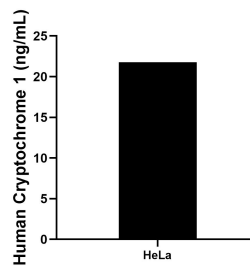
## Storage

**Storage:**  
Store at -80°C.  
**The product is shipped with ice packs. Upon receipt, store it immediately at -80°C**  
**Storage buffer:**  
PBS only

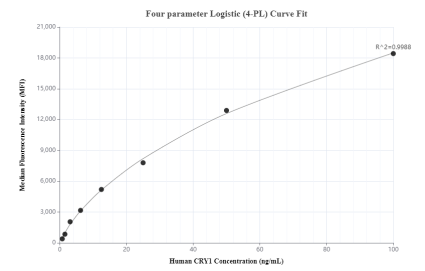
## Selected Validation Data



Sandwich ELISA standard curve of MP00603-3, Human Cryptochrome 1 Recombinant Matched Antibody Pair - PBS only. 83602-3-PBS was coated to a plate as the capture antibody and incubated with serial dilutions of standard Ag4270. 83602-1-PBS was HRP conjugated as the detection antibody. Range: 3.13-200 ng/mL



The mean Cryptochrome 1 concentration was determined to be 21.76 ng/mL in HeLa cell extract based on a 1.20 mg/mL extract load.



Cytometric bead array standard curve of MP00603-3, CRV1 Recombinant Matched Antibody Pair, PBS Only. Capture antibody: 83602-3-PBS. Detection antibody: 83602-1-PBS. Standard: Ag4270. Range: 0.781-100 ng/mL