

For Research Use Only

# Rat ICAM-1/CD54 Recombinant Matched Antibody Pair, PBS Only



Catalog Number:MP00678-2

## Capture Antibody Information

Catalog Number:  
83696-4-PBS

Host:  
Rabbit

Isotype:  
IgG

Purification Method:  
Protein A purification

Clone ID:  
240725E10

Reactivity:  
rat

GenBank:  
NM\_012967.1

Conjugate:  
Unconjugated

Full name:  
intercellular adhesion molecule 1

Gene ID:  
25464

## Detection Antibody Information

Catalog Number:  
83696-2-PBS

Host:  
Rabbit

Isotype:  
IgG

Purification Method:  
Protein A purification

Clone ID:  
240725D10

Reactivity:  
rat

GenBank:  
NM\_012967.1

Conjugate:  
Unconjugated

Full name:  
intercellular adhesion molecule 1

Gene ID:  
25464

## Applications

Tested Applications:  
Cytometric bead array, Sandwich ELISA

Range:  
0.156-20 ng/mL (Cytometric Bead Array)  
15.6-1000 pg/mL (Sandwich ELISA)

Recommended Dilutions:  
It is recommended that this reagent should be titrated in each testing system to obtain optimal results.

## Product Information

MP00678-2 targets ICAM-1/CD54 in immunoassays as a matched antibody pair. Validated in Cytometric bead array, Sandwich ELISA.

Capture antibody: Rat ICAM-1/CD54 Recombinant antibody, PBS Only (Capture) 83696-4-PBS (240725E10). 100 µg. Concentration 1 mg/ml.

Detection antibody: Rat ICAM-1/CD54 Recombinant antibody, PBS Only (Detector) 83696-2-PBS (240725D10). 100 µg. Concentration 1 mg/ml.

Alternative ICAM-1/CD54 matched antibody pairs: MP00678-1, MP00678-3

Unconjugated rabbit recombinant monoclonal antibody pair in PBS only storage buffer at a concentration of 1 mg/mL, ready for conjugation. Created using Proteintech's proprietary in-house recombinant technology. Recombinant production enables unrivalled batch-to-batch consistency, easy scale-up, and future security of supply.

Matched antibody pairs are designed for use in a variety of assays and platforms that require matched antibody pairs.

Antibody use should be optimized for each application and assay.

## Storage

Storage:  
Store at -80°C.

The product is shipped with ice packs. Upon receipt, store it immediately at -80°C

Storage buffer:  
PBS only

For technical support and original validation data for this product please contact:

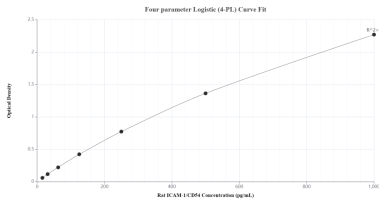
T: 4006900926

E: [Proteintech-CN@ptglab.com](mailto:Proteintech-CN@ptglab.com)

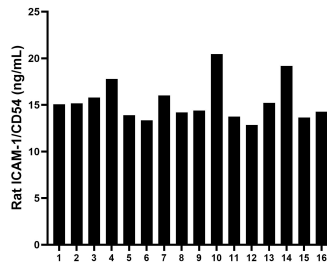
W: [ptgcn.com](http://ptgcn.com)

This product is exclusively available under Proteintech Group brand and is not available to purchase from any other manufacturer.

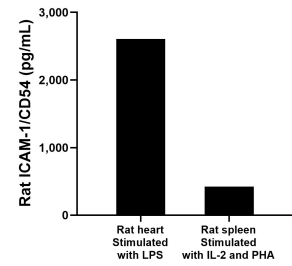
## Selected Validation Data



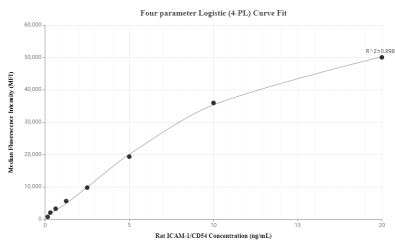
Sandwich ELISA standard curve of MP00678-2, Rat ICAM-1/CD54 Recombinant Matched Antibody Pair - PBS only. 83696-4-PBS was coated to a plate as the capture antibody and incubated with serial dilutions of standard Eg1025. 83696-2-PBS was HRP conjugated as the detection antibody. Range: 15.6-1000 pg/mL



Serum of sixteen rats was measured. The ICAM-1/CD54 concentration of detected samples was determined to be 15.3 ng/mL with a range of 12.9 - 20.5 ng/mL.



Rat heart conditioned media (1 heart, 1-2 mm pieces) was cultured for 4 days in 30 mL of RPMI supplemented with 10% fetal bovine serum and stimulated with 2.5 ng/mL LPS. The mean ICAM-1/CD54 concentration was determined to be 2,606.5 pg/mL in stimulated heart supernatant. Splens from rats were removed, rinsed in PBS, and kept on ice. The tissue was homogenized using a tissue homogenizer and seeded into media containing DMEM



Cytometric bead array standard curve of MP00678-2, RAT ICAM-1/CD54 Recombinant Matched Antibody Pair, PBS Only. Capture antibody: 83696-4-PBS. Detection antibody: 83696-2-PBS. Standard: Eg1025. Range: 0.156-20 ng/mL