

For Research Use Only

# Mouse Cx3cl1 Recombinant Matched Antibody Pair, PBS Only



Catalog Number:MP00688-1

## Capture Antibody Information

Catalog Number:  
83738-4-PBS

Host:  
Rabbit

Isotype:  
IgG

Purification Method:  
Protein A purification

Clone ID:  
240738F9

Reactivity:  
mouse

GenBank:  
NM\_009142.3

Conjugate:  
Unconjugated

Full name:  
chemokine (C-X3-C motif) ligand 1

Gene ID:  
20312

## Detection Antibody Information

Catalog Number:  
83738-2-PBS

Host:  
Rabbit

Isotype:  
IgG

Purification Method:  
Protein A purification

Clone ID:  
240738E4

Reactivity:  
mouse

GenBank:  
NM\_009142.3

Conjugate:  
Unconjugated

Full name:  
chemokine (C-X3-C motif) ligand 1

Gene ID:  
20312

## Applications

Tested Applications:  
Cytometric bead array, Sandwich ELISA

Range:  
0.625-80 ng/mL (Cytometric Bead Array)  
0.156-10 ng/mL (Sandwich ELISA)

Recommended Dilutions:  
It is recommended that this reagent should be titrated in each testing system to obtain optimal results.

## Product Information

MP00688-1 targets Cx3cl1 in immunoassays as a matched antibody pair. Validated in Cytometric bead array, Sandwich ELISA.

Capture antibody: Mouse CX3CL1 Recombinant antibody, PBS Only (Capture) 83738-4-PBS (240738F9). 100 µg. Concentration 1 mg/ml.

Detection antibody: Mouse CX3CL1 Recombinant antibody, PBS Only (Detector) 83738-2-PBS (240738E4). 100 µg. Concentration 1 mg/ml.

Alternative Cx3cl1 matched antibody pairs: MP00688-2

Unconjugated rabbit recombinant monoclonal antibody pair in PBS only storage buffer at a concentration of 1 mg/mL, ready for conjugation. Created using Proteintech's proprietary in-house recombinant technology. Recombinant production enables unrivalled batch-to-batch consistency, easy scale-up, and future security of supply.

Matched antibody pairs are designed for use in a variety of assays and platforms that require matched antibody pairs.

Antibody use should be optimized for each application and assay.

## Storage

Storage:  
Store at -80°C.

The product is shipped with ice packs. Upon receipt, store it immediately at -80°C

Storage buffer:  
PBS only

For technical support and original validation data for this product please contact:

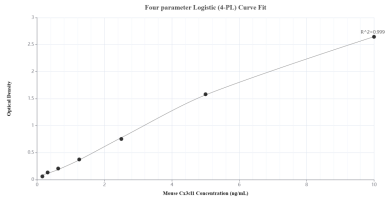
T: 4006900926

E: [Proteintech-CN@ptglab.com](mailto:Proteintech-CN@ptglab.com)

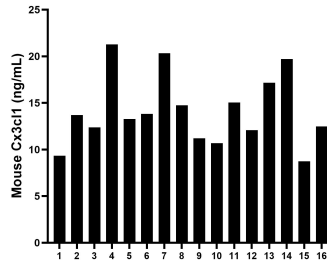
W: [ptgcn.com](http://ptgcn.com)

This product is exclusively available under Proteintech Group brand and is not available to purchase from any other manufacturer.

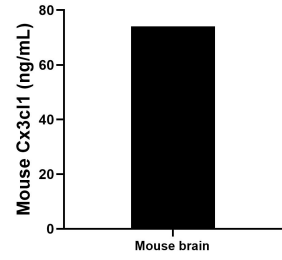
## Selected Validation Data



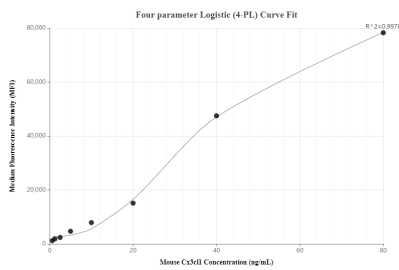
Sandwich ELISA standard curve of MP00688-1, Mouse Cx3cl1 Recombinant Matched Antibody Pair - PBS only. 83738-4-PBS was coated to a plate as the capture antibody and incubated with serial dilutions of standard Eg0704. 83738-2-PBS was HRP conjugated as the detection antibody. Range: 0.156-10 ng/mL



Serum of sixteen mice was measured. The Cx3cl1 concentration of detected samples was determined to be 14.12 ng/mL with a range of 8.73 - 21.28 ng/mL



The mean mouse Cx3cl1 concentration was determined to be 74.07 ng/mL in mouse brain tissue extract based on a 6.0 mg/mL extract load.



Cytometric bead array standard curve of MP00688-1, MOUSE CX3CL1 Recombinant Matched Antibody Pair, PBS Only. Capture antibody: 83738-4-PBS. Detection antibody: 83738-2-PBS. Standard: Eg0704. Range: 0.625-80 ng/mL