

For Research Use Only

# PCSK9 Recombinant Matched Antibody Pair, PBS Only



Catalog Number:MP01071-4

## Capture Antibody Information

Catalog Number:  
84172-4-PBS

Host:  
Rabbit

Isotype:  
IgG

Purification Method:  
Protein A purification

Clone ID:  
241395G1

Reactivity:  
human

GenBank:  
NM\_174936.4

Conjugate:  
Unconjugated

Full name:  
proprotein convertase  
subtilisin/kexin type 9

Gene ID:  
255738

## Detection Antibody Information

Catalog Number:  
84172-6-PBS

Host:  
Rabbit

Isotype:  
IgG

Purification Method:  
Protein A purification

Clone ID:  
241395B7

Reactivity:  
human

GenBank:  
NM\_174936.4

Conjugate:  
Unconjugated

Full name:  
proprotein convertase  
subtilisin/kexin type 9

Gene ID:  
255738

## Applications

Tested Applications:  
Sandwich ELISA

Range:  
195.3-6250 pg/mL (Sandwich ELISA)

Recommended Dilutions:  
It is recommended that this reagent should be titrated in each testing system to obtain optimal results.

## Product Information

MP01071-4 targets PCSK9 in immunoassays as a matched antibody pair. Validated in Sandwich ELISA.

Capture antibody: PCSK9 Recombinant antibody, PBS Only (Capture) 84172-4-PBS (241395G1). 100 µg. Concentration 1 mg/ml.

Detection antibody: PCSK9 Recombinant antibody, PBS Only (Detector) 84172-6-PBS (241395B7). 100 µg. Concentration 1 mg/ml.

Alternative PCSK9 matched antibody pairs: MP00059-1, MP00059-2, MP00059-3, MP01071-1, MP01071-2, MP01071-3, MP50055-1

Unconjugated rabbit recombinant monoclonal antibody pair in PBS only storage buffer at a concentration of 1 mg/mL, ready for conjugation. Created using Proteintech's proprietary in-house recombinant technology. Recombinant production enables unrivalled batch-to-batch consistency, easy scale-up, and future security of supply.

Matched antibody pairs are designed for use in a variety of assays and platforms that require matched antibody pairs.

Antibody use should be optimized for each application and assay.

## Storage

Storage:  
Store at -80°C.

The product is shipped with ice packs. Upon receipt, store it immediately at -80°C

Storage buffer:  
PBS only

For technical support and original validation data for this product please contact:

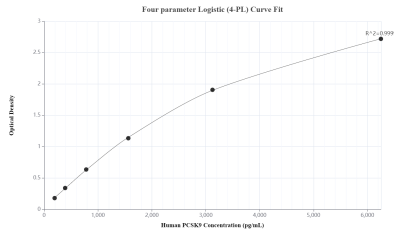
T: 4006900926

E: Proteintech-CN@ptglab.com

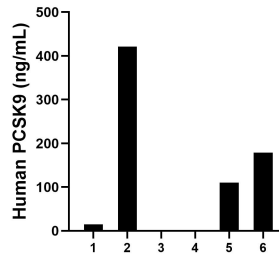
W: ptgcn.com

This product is exclusively available under Proteintech Group brand and is not available to purchase from any other manufacturer.

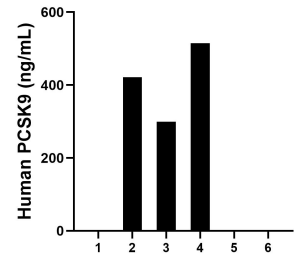
## Selected Validation Data



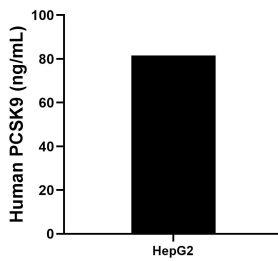
Sandwich ELISA standard curve of MP01071-4, Human PCSK9 Recombinant Matched Antibody Pair - PBS only. 84172-4-PBS was coated to a plate as the capture antibody and incubated with serial dilutions of standard Eg0362. 84172-6-PBS was HRP conjugated as the detection antibody. Range: 195.3-6250 pg/mL



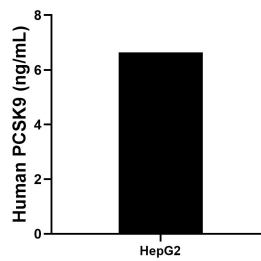
Serum of six individual healthy human donors was measured. The PCSK9 concentration of detected samples was determined to be 120.8 ng/mL with a range of 0.0-421.1 ng/mL.



Plasma of six individual healthy human donors was measured. The PCSK9 concentration of detected samples was determined to be 206.0 ng/mL with a range of 0.0-514.5 ng/mL.



HepG2 were cultured in DMEM supplemented with 10% fetal bovine serum, 2.5 mM L-glutamine, 100 U/mL penicillin, and 100  $\mu$ g/mL streptomycin sulfate. An aliquot of the cell culture supernate was removed, assayed for human PCSK9, and measured 81.6 ng/mL.



The mean PCSK9 concentration was determined to be 6.6 ng/mL in HepG2 cell extract based on a 2.0 mg/mL extract load.