

For Research Use Only

# Mouse CD30/TNFRSF8 Recombinant Matched Antibody Pair, PBS Only



Catalog Number:MP01307-4

## Capture Antibody Information

**Catalog Number:**  
84420-2-PBS  
**Host:**  
Rabbit  
**Isotype:**  
IgG  
**Purification Method:**  
Protein A purification

**Clone ID:**  
241710F3  
**Reactivity:**  
mouse  
**GenBank:**  
NM\_009401.2

**Conjugate:**  
Unconjugated  
**Full name:**  
tumor necrosis factor receptor superfamily, member 8  
**Gene ID:**  
21941

## Detection Antibody Information

**Catalog Number:**  
84420-4-PBS  
**Host:**  
Rabbit  
**Isotype:**  
IgG  
**Purification Method:**  
Protein A purification

**Clone ID:**  
241710D8  
**Reactivity:**  
mouse  
**GenBank:**  
NM\_009401.2

**Conjugate:**  
Unconjugated  
**Full name:**  
tumor necrosis factor receptor superfamily, member 8  
**Gene ID:**  
21941

## Applications

**Tested Applications:**  
Sandwich ELISA

**Range:**  
19.5-1250 pg/mL (Sandwich ELISA)

**Recommended Dilutions:**  
It is recommended that this reagent should be titrated in each testing system to obtain optimal results.

## Product Information

MP01307-4 targets CD30/TNFRSF8 in immunoassays as a matched antibody pair. Validated in Sandwich ELISA.  
Capture antibody: Mouse CD30/TNFRSF8 Recombinant antibody, PBS Only (Capture) 84420-2-PBS (241710F3). 100  $\mu$ g. Concentration 1 mg/ml.  
Detection antibody: Mouse CD30/TNFRSF8 Recombinant antibody, PBS Only (Detector) 84420-4-PBS (241710D8). 100  $\mu$ g. Concentration 1 mg/ml.  
Unconjugated rabbit recombinant monoclonal antibody pair in PBS only storage buffer at a concentration of 1 mg/mL, ready for conjugation. Created using Proteintech's proprietary in-house recombinant technology. Recombinant production enables unrivalled batch-to-batch consistency, easy scale-up, and future security of supply.  
Matched antibody pairs are designed for use in a variety of assays and platforms that require matched antibody pairs.  
Antibody use should be optimized for each application and assay.

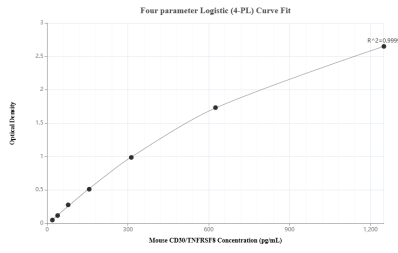
## Storage

**Storage:**  
Store at -80°C.  
**The product is shipped with ice packs. Upon receipt, store it immediately at -80°C**  
**Storage buffer:**  
PBS only

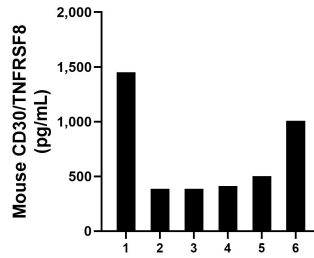
For technical support and original validation data for this product please contact:  
T: 4006900926 E: Proteintech-CN@ptglab.com W: ptgcn.com

This product is exclusively available under Proteintech Group brand and is not available to purchase from any other manufacturer.

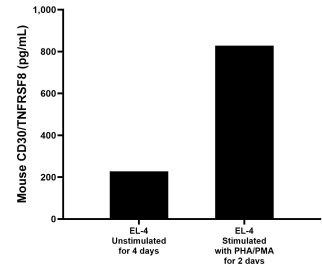
## Selected Validation Data



Sandwich ELISA standard curve of MP01307-4, Mouse CD30/TNFRSF8 Recombinant Matched Antibody Pair - PBS only. 84420-2-PBS was coated to a plate as the capture antibody and incubated with serial dilutions of standard Eg1307. 84420-4-PBS was HRP conjugated as the detection antibody. Range: 19.5-1250 pg/mL



Serum of six mice was measured. The mouse CD30/TNFRSF8 concentration of detected samples was determined to be 691.0 pg/mL with a range of 386.2 - 1,457.7 pg/mL.



EL-4 cells (PBMC) were cultured unstimulated or stimulated with 10  $\mu$ g/mL PHA and 10 ng/mL PMA for 2 days. The mean CD30/TNFRSF8 concentration was determined to be 227.9 pg/mL in unstimulated cell culture supernatant, 827.7 pg/mL in stimulated cell culture supernatant.