

CEBP Alpha/CEBPA Recombinant Matched Antibody Pair, PBS Only

Catalog Number:MP01479-2

Capture Antibody Information

Catalog Number:
84668-1-PBS
Host:
Rabbit
Isotype:
IgG
Purification Method:
Protein A purification

Clone ID:
242101C8
Reactivity:
human
GenBank:
NM_004364
Immunogen Catalog Number:
Ag29947

Conjugate:
Unconjugated
Full name:
CCAAT/enhancer binding protein (C/EBP), alpha
Gene ID:
1050

Detection Antibody Information

Catalog Number:
84668-3-PBS
Host:
Rabbit
Isotype:
IgG
Purification Method:
Protein A purification

Clone ID:
242101F2
Reactivity:
human
GenBank:
NM_004364
Immunogen Catalog Number:
Ag29947

Conjugate:
Unconjugated
Full name:
CCAAT/enhancer binding protein (C/EBP), alpha
Gene ID:
1050

Applications

Tested Applications:
Cytometric bead array, Sandwich ELISA

Range:
0.625-80 ng/mL (Cytometric Bead Array)
0.313-20 ng/mL (Sandwich ELISA)

Recommended Dilutions:
It is recommended that this reagent should be titrated in each testing system to obtain optimal results.

Product Information

MP01479-2 targets CEBP Alpha/CEBPA in immunoassays as a matched antibody pair. Validated in Cytometric bead array, Sandwich ELISA.

Capture antibody: CEBP Alpha/CEBPA Recombinant antibody, PBS Only (Capture) 84668-1-PBS (242101C8). 100 µg. Concentration 1 mg/ml.

Detection antibody: CEBP Alpha/CEBPA Recombinant antibody, PBS Only (Detector) 84668-3-PBS (242101F2). 100 µg. Concentration 1 mg/ml.

Unconjugated rabbit recombinant monoclonal antibody pair in PBS only storage buffer at a concentration of 1 mg/mL, ready for conjugation. Created using Proteintech's proprietary in-house recombinant technology. Recombinant production enables unrivalled batch-to-batch consistency, easy scale-up, and future security of supply.

Matched antibody pairs are designed for use in a variety of assays and platforms that require matched antibody pairs.

Antibody use should be optimized for each application and assay.

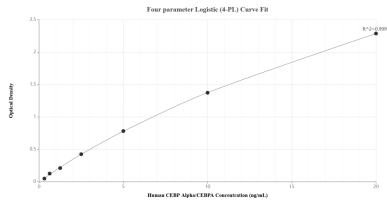
Storage

Storage:
Store at -80°C.

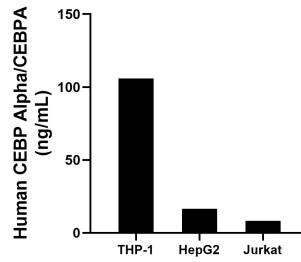
The product is shipped with ice packs. Upon receipt, store it immediately at -80°C

Storage buffer:
PBS only

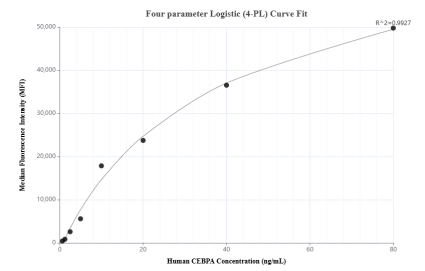
Selected Validation Data



Sandwich ELISA standard curve of MP01479-2, Human CEBP Alpha/CEBPA Recombinant Matched Antibody Pair - PBS only. 84668-1-PBS was coated to a plate as the capture antibody and incubated with serial dilutions of standard Ag29947. 84668-3-PBS was HRP conjugated as the detection antibody. Range: 0.313-20 ng/mL



The mean CEBP Alpha/CEBPA concentration was determined to be 105.90 ng/mL in THP-1 cell extract based on a 4.40 mg/mL extract load, 16.58 ng/mL in HepG2 cell extract based on a 1.00 mg/mL extract load and 8.26 ng/mL in Jurkat cell extract based on a 1.50 mg/mL extract load.



Cytometric bead array standard curve of MP01479-2, CEBP Alpha/CEBPA Recombinant Matched Antibody Pair, PBS Only. Capture antibody: 84668-1-PBS. Detection antibody: 84668-3-PBS. Standard: Ag29947. Range: 0.625-80 ng/mL