

For Research Use Only



WAPL Recombinant Matched Antibody Pair, PBS Only

Catalog Number:MP01615-1

Capture Antibody Information

Catalog Number:
84877-1-PBS
Host:
Rabbit
Isotype:
IgG
Purification Method:
Protein A purification

Clone ID:
242443D5
Reactivity:
human
GenBank:
BC017393
Immunogen Catalog Number:
Ag9585

Conjugate:
Unconjugated
Full name:
wings apart-like homolog (Drosophila)
Gene ID:
23063

Detection Antibody Information

Catalog Number:
84877-2-PBS
Host:
Rabbit
Isotype:
IgG
Purification Method:
Protein A purification

Clone ID:
242443D9
Reactivity:
human
GenBank:
BC017393
Immunogen Catalog Number:
Ag9585

Conjugate:
Unconjugated
Full name:
wings apart-like homolog (Drosophila)
Gene ID:
23063

Applications

Tested Applications:
Cytometric bead array, Sandwich ELISA

Range:
0.313-40 ng/mL (Cytometric Bead Array)
0.313-20 ng/mL (Sandwich ELISA)

Recommended Dilutions:
It is recommended that this reagent should be titrated in each testing system to obtain optimal results.

Product Information

MP01615-1 targets WAPL in immunoassays as a matched antibody pair. Validated in Cytometric bead array, Sandwich ELISA.

Capture antibody: WAPL Recombinant antibody, PBS Only (Capture) 84877-1-PBS (242443D5). 100 µg. Concentration 1 mg/ml.

Detection antibody: WAPL Recombinant antibody, PBS Only (Detector) 84877-2-PBS (242443D9). 100 µg. Concentration 1 mg/ml.

Unconjugated rabbit recombinant monoclonal antibody pair in PBS only storage buffer at a concentration of 1 mg/mL, ready for conjugation. Created using Proteintech's proprietary in-house recombinant technology. Recombinant production enables unrivalled batch-to-batch consistency, easy scale-up, and future security of supply.

Matched antibody pairs are designed for use in a variety of assays and platforms that require matched antibody pairs.

Antibody use should be optimized for each application and assay.

Storage

Storage:
Store at -80°C.
The product is shipped with ice packs. Upon receipt, store it immediately at -80°C
Storage buffer:
PBS only

For technical support and original validation data for this product please contact:

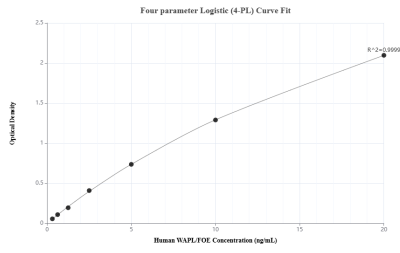
T: 4006900926

E: Proteintech-CN@ptglab.com

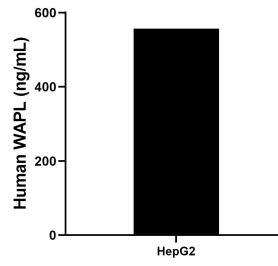
W: ptgcn.com

This product is exclusively available under Proteintech Group brand and is not available to purchase from any other manufacturer.

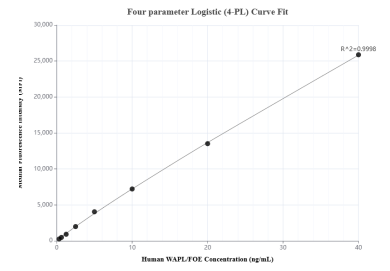
Selected Validation Data



Sandwich ELISA standard curve of MP01615-1, Human WAPL Recombinant Matched Antibody Pair - PBS only. 84877-1-PBS was coated to a plate as the capture antibody and incubated with serial dilutions of standard Ag9585. 84877-2-PBS was HRP conjugated as the detection antibody. Range: 0.313-20 ng/mL



The mean WAPL concentration was determined to be 556.41 ng/mL in HepG2 cell extract based on a 1.0 mg/mL extract load.



Cytometric bead array standard curve of MP01615-1, WAPL Recombinant Matched Antibody Pair, PBS Only. Capture antibody: 84877-1-PBS. Detection antibody: 84877-2-PBS. Standard: Ag9585. Range: 0.313-40 ng/mL