

SHC1 Recombinant Matched Antibody Pair, PBS Only

Catalog Number:MP01619-2

Capture Antibody Information

Catalog Number:
84853-3-PBS
Host:
Rabbit
Isotype:
IgG
Purification Method:
Protein A purification

Clone ID:
242331H1
Reactivity:
human
GenBank:
BC014158
Immunogen Catalog Number:
Ag3165

Conjugate:
Unconjugated
Full name:
SHC (Src homology 2 domain containing) transforming protein 1
Gene ID:
6464

Detection Antibody Information

Catalog Number:
84853-2-PBS
Host:
Rabbit
Isotype:
IgG
Purification Method:
Protein A purification

Clone ID:
242331D5
Reactivity:
human
GenBank:
BC014158
Immunogen Catalog Number:
Ag3165

Conjugate:
Unconjugated
Full name:
SHC (Src homology 2 domain containing) transforming protein 1
Gene ID:
6464

Applications

Tested Applications:
Cytometric bead array, Sandwich ELISA

Range:
0.156-20 ng/mL (Cytometric Bead Array)
125-4000 pg/mL (Sandwich ELISA)

Recommended Dilutions:
It is recommended that this reagent should be titrated in each testing system to obtain optimal results.

Product Information

MP01619-2 targets SHC1 in immunoassays as a matched antibody pair. Validated in Cytometric bead array, Sandwich ELISA.

Capture antibody: SHC1 Recombinant antibody, PBS Only (Capture) 84853-3-PBS (242331H1). 100 µg. Concentration 1 mg/ml.

Detection antibody: SHC1 Recombinant antibody, PBS Only (Detector) 84853-2-PBS (242331D5). 100 µg. Concentration 1 mg/ml.

Unconjugated rabbit recombinant monoclonal antibody pair in PBS only storage buffer at a concentration of 1 mg/mL, ready for conjugation. Created using Proteintech's proprietary in-house recombinant technology. Recombinant production enables unrivalled batch-to-batch consistency, easy scale-up, and future security of supply.

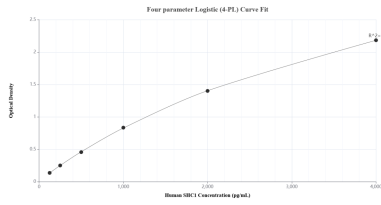
Matched antibody pairs are designed for use in a variety of assays and platforms that require matched antibody pairs.

Antibody use should be optimized for each application and assay.

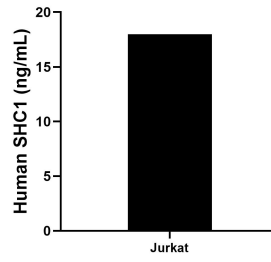
Storage

Storage:
Store at -80°C.
The product is shipped with ice packs. Upon receipt, store it immediately at -80°C
Storage buffer:
PBS only

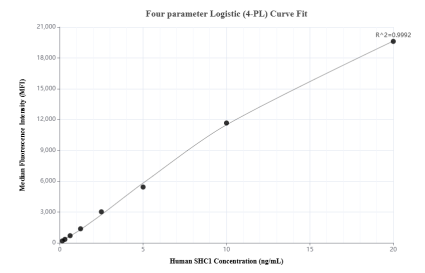
Selected Validation Data



Sandwich ELISA standard curve of MP01619-2, Human SHC1 Recombinant Matched Antibody Pair - PBS only. 84853-3-PBS was coated to a plate as the capture antibody and incubated with serial dilutions of standard Ag3165. 84853-2-PBS was HRP conjugated as the detection antibody. Range: 125-4000 pg/mL



The mean SHC1 concentration was determined to be 18.0 ng/mL in Jurkat cell extract based on a 1.5 mg/mL extract load.



Cytometric bead array standard curve of MP01619-2, SHC1 Recombinant Matched Antibody Pair, PBS Only. Capture antibody: 84853-3-PBS. Detection antibody: 84853-2-PBS. Standard: Ag3165. Range: 0.156-20 ng/mL