

For Research Use Only

His Fab-Trap® Agarose, Kit for Immunoprecipitation



www.ptgcn.com

Catalog Number: hfak

Basic Information

Catalog Number:
hfak

Applications:
IP, Co-IP

Conjugate:
Agarose beads; ~90 um (cross-linked 4% agarose beads)

Host:
Mouse

Type:
Fab-fragment

Class:
Recombinant

Description

The ChromoTek His Fab-Trap® Agarose Kit consists of an anti-His-tag Fab-fragment, which is covalently bound to agarose beads. It also contains lysis, wash, and elution buffers that can be used for the immunoprecipitation of His-tagged proteins from cell extracts of various organisms.

Specificity/Target

Binds specifically to the His-tag (also known as hexahistidine or His6-tag) fused to a protein of interest at N-, C- or internal position. Please note that the affinity is highest for a C-terminal fusion (dissociation constant KD of 10 nM for a C-terminal His-tag and 220 nM for an N-terminal His-tag).

Elution buffer

2x SDS-sample buffer (Lämmli), 200 mM glycine pH 2.5, 100 µM His-Peptide

Affinity (K_D)

10 nM for a C-terminal His-tag and 220 nM for a N-terminal His-tag

Storage

Storage:

Shipped at ambient temperature. Upon receipt store at +4°C. Stable for one year. DO not freeze!

Storage Buffer:

PBS pH 7.4. Preservative: 0.09% sodium azide

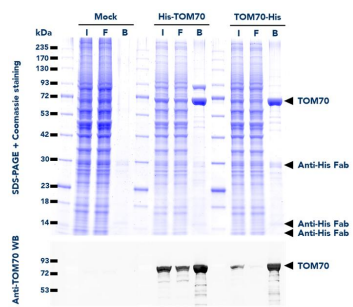
For technical support and original validation data for this product please contact:

T: 4006900926

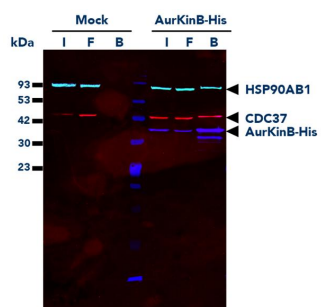
E: Proteintech-CN@ptglab.com
W: www.ptgcn.com

This product is exclusively available under Proteintech Group brand and is not available to purchase from any other manufacturer.

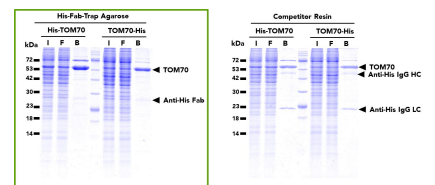
Selected Validation Data



IP using His Fab-Trap® Agarose (hfa) from untransfected HEK293T (mock) and HEK293T cells transfected with either His-TOM70 or TOM70-His fusion proteins. WB detection of TOM70 protein was also done on samples from the Input (I), Flow-Through (F), and Bound (B) fractions using Anti-TOM70 Polyclonal Antibody (14528-1-AP) and ChromoTek Nano-Secondary alpaca anti-rabbit IgG, CoraLite Plus 488 (srb2GCL488-1).



His Fab-Trap® Agarose (hfa) was used for the Co-IP of AurKinB-His fusion protein and interacting partners from untransfected (mock) and transfected HEK293T cells. Multiplexed WB was done on Input (I), Flow-Through (F), and Bound (B) fractions of the IP. Detection was completed using His-tag Monoclonal Antibody (66005-1-Ig) labeled with FlexAble CoraLite Plus 647 Kit for Mouse IgG (KFA023), CDC37 Monoclonal Antibody (66420-1-Ig) labeled with FlexAble CoraLite Plus 750 Kit for Mouse IgG2a (KFA044), and HSP90AB1 Monoclonal Antibody (67450-1-Ig) labeled with FlexAble CoraLite Plus 488 Kit for Mouse IgG2b (KFA061).



IP of His-TOM70 and TOM70-His proteins using either His Fab-Trap Agarose (left) or a competitor resin product (right) from transfected HEK293T cells. The His Fab-Trap pulls down the TOM70 proteins more efficiently and with less background when compared to the competitor.